

My Account

Login
Create Account

Resources

View All (813)
Adenoviruses (137)
Antibodies (175)
Bioimages (67)
Genomics Studies (145)
mESC Lines (68)
Mouse Strains (120)
Miscellaneous (46)
Protocols (55)
Research Data (4)
Resource Tags (389)
Visualization (9)

Research & Cores

Core Facilities (5)
Research Highlights (5)
Research Networks
Research Objectives

Information

About the BCBC
BCBC Events
Branding & Logos
Career Opportunities
Health
NIH hESC Registry
Policies & Guidelines
Member Publications
Research Programs
Research Investigators
Member Directory
Tutorials

biotinTag-Ptf1a - Mouse Strain RES1001**Mouse Information**

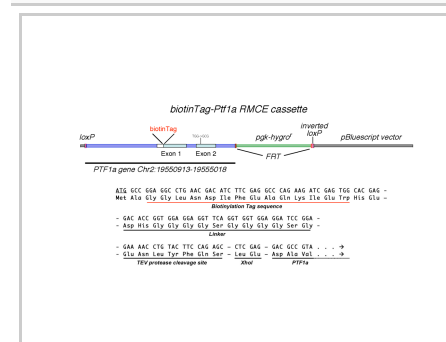
Common Name:	biotinTag-Ptf1a
MGI Official Name:	Ptf1a ^{tm3Maccd}
Description:	Modified allele of Ptf1a with a biotinylation Tag sequence attached to the amino terminus of Ptf1a.
Categories:	None specified.

Genetic Alterations

1) RMCE Targeted Mutagenesis	
Type of Allele	Cassette Acceptor
Targeted Gene	pancreas specific transcription factor, 1a (Ptf1a - NCBI GeneID:19213)
Targeted Allele	targeted mutation 1 (Ptf1a ^{tm1(LCA)} - MGI:1328312)
Description of Targeting Vector	Not Available
Targeting Vector Genbank File	Ptf1a.LCA.gb
Recombinase-Mediated Cassette Exchange Stage	
Type of Allele:	Not available
Exchanged Cassette Gene	Not provided. (MGI:19213)
Exchanged Cassette Allele Name	Ptf1a ^{tm3Maccd}
Description of Exchange Vector	biotinTag-Ptf1a
Exchange Vector Genbank File:	Biotin-Ptf1a-RMCE.gbk
Citations	Not Available


Strain Information

Strain Type:	Mixed
Chimera/Founder Genetic Background:	129S6/SvEvTac
Current Genetic Background:	Not provided (date recorded: Not provided)
Strain Description:	Not provided


Associated Images**Image 1****Description:**

Schematic of the BiotinTag-Ptf1a cassette for exchange into the Ptf1a-LCA acceptor. The position of the Biotinylatable Tag sequence inserted at the N-terminus of the amino acid coding sequence of Ptf1a is indicated. The nucleotide and amino acid sequence of the Tag sequence is shown below and was originally described by de Boer et al., PNAS 100:7480-85 (2003).

Access Status

 This resource is publicly viewable.

Request this Resource

 Request from a repository

Primary contributor: [MacDonald Lab](#)


Co-contributed by:

- [BCBC Mouse / ES Cell Core](#)

Resource Tags


biotinTag-Ptf1a, mouse, mouse strain, Ptf1a^{tm3Maccd}

 Login to edit tags

 Read more about tags

Resource History & Actions

Approved on Feb 18, 2009
 Last modified on Feb 09, 2015

 Login to edit or request an edit

Related resources**BCBC**

No matching resources

Other Consortia


No matching resources

Data courtesy of [dkCOIN](#). Only public resources are displayed.

Reference:
Not provided


Repositories

MacDonald Lab

 Request this resource

Stock #: Ptf1aBiotinTag
Availability Notes: *Not provided*

Magnuson Lab

 Request this resource

Stock #: MA BSID 0079
Availability Notes: Sperm cryo vial MASTraw MA, BSID 0079, 49 straws, frozen 5/3/11

Contact Information

Preferred Contact


Name	Ray MacDonald
Institution	University of Texas Southwestern Medical Center
Phone	214-648-1923
Email	raymond.macdonald@utsouthwestern.edu

Associated Publications

No publications associated

Comments

There are no comments for this entry.

 Login to add comments

[Home](#) · [Your Account](#) · [News & Events](#) · [Resources](#) · [Policies & Guidelines](#) · [About Us](#) · [FAQ](#) · [Site Map](#)

© 2002-2015 Beta Cell Biology Consortium - All Rights Reserved. [Terms of usage and disclaimer.](#)

