

My Account

Login
Create Account

Resources

View All (813)
Adenoviruses (137)
Antibodies (175)
Bioimages (67)
Genomics Studies (145)
mESC Lines (68)
Mouse Strains (120)
Miscellaneous (46)
Protocols (55)
Research Data (4)
Resource Tags (389)
Visualization (9)

Research & Cores

Core Facilities (5)
Research Highlights (5)
Research Networks
Research Objectives

Information

About the BCBC
BCBC Events
Branding & Logos
Career Opportunities
Health
NIH hESC Registry
Policies & Guidelines
Member Publications
Research Programs
Research Investigators
Member Directory
Tutorials

Panc-1 Cell Differentiation - Study GBCO670**Genomics Study Specifications**

Study Name	Panc-1 Cell Differentiation
Contact Name	Marvin Gershengorn (NIDDK Intramural)
Publication	Not provided
My Strategies	Return to My Strategies page
Classification	Cell differentiation; Differentiation of insulin-producing cells
Links	Biomaterials Graph ArrayExpress
BCBC Release Date	December 02, 2003
Public Release Date	December 02, 2003
Citation	<i>unavailable</i>

Synopsis

Study Description	Goals	
Approaches	Results	Conclusions
Related Studies		

This study (Experiment) consists of 16 arrays. The purpose of our microarray experiment was to assess changes in gene expression during this differentiation program. The basic experiment was to compare gene expression in control cells cultured in SCM and in cells that had been cultured in SFM for 24 hours. Three biological replicates were prepared for each condition and one of the biological replicates was analyzed by microarray in triplicate, for a total of 5 array hybridizations for each time point. In the specific case of Affymetrix arrays, duplicate biological samples were also prepared from cells that had been exposed to SFM for 8 hours, 3 days, and 8 days.

Platform types	Expression microarray, Expression
Platforms	Show platform Affymetrix HG_U95A
Study Design Type	<ul style="list-style-type: none"> development_or_differentiation_design growth_condition_design
Study Factors	Show study factors
Study Assays	Show study assays

Access to Study Data


This Study Data is publicly available to all users.

Gene List(s)


Use the following form(s) to refine the parameters and add the gene list to a strategy:

[Serum free 24HR versus conditioned media - Human Pancreatic Ductal Tumor Cell Line \(Panc-1\)](#)

Access Status

 This resource is publicly viewable.


Request this Resource


 Request from a repository

Primary contributor: [Stoeckert Lab](#)

Resource Tags

differentiation

 Login to edit tags

 Read more about tags

Resource History & Actions

Approved on Dec 02, 2003
Last modified on Aug 02, 2011

 Login to edit or request an edit

Related resources**BCBC**

No matching resources

Other Consortia

No matching resources

Data courtesy of [dkCOIN](#). Only public resources are displayed.

|Fold Change| Greater Than:

Confidence Level: High Confidence All Results

For a microarray experiment a result with high confidence has a confidence level of at least 80%.

For a ChIP-chip experiment a result with high confidence has a confidence level of at least 90% and all fold changes are positive.

Reference (Denominator): C samples

[Find Genes](#)

Genome Browser


There are no genome browser tracks currently available for this study.

Lists of Locations

There are no genomic location datasets currently available for this study.

Repositories

Stoeckert Lab


 [Request this resource](#)

Stock #: *Not provided*

Availability Notes: *Not provided*

Comments

There are no comments for this entry.

 [Login to add comments](#)

