

My Account

[Login](#)
[Create Account](#)

Resources

[View All \(813\)](#)
[Adenoviruses \(137\)](#)
[Antibodies \(175\)](#)
[Bioimages \(67\)](#)
[Genomics Studies \(145\)](#)
[mESC Lines \(68\)](#)
[Mouse Strains \(120\)](#)
[Miscellaneous \(46\)](#)
[Protocols \(55\)](#)
[Research Data \(4\)](#)
[Resource Tags \(389\)](#)
[Visualization \(9\)](#)

Research & Cores

[Core Facilities \(5\)](#)
[Research Highlights \(5\)](#)
[Research Networks](#)
[Research Objectives](#)

Information

[About the BCBC](#)
[BCBC Events](#)
[Branding & Logos](#)
[Career Opportunities](#)
[Health](#)
[NIH hESC Registry](#)
[Policies & Guidelines](#)
[Member Publications](#)
[Research Programs](#)
[Research Investigators](#)
[Member Directory](#)
[Tutorials](#)

Nestin positive cells vs human islets - Study GBCO830**Genomics Study Specifications**

Study Name	Nestin positive cells vs human islets
Contact Name	Joel F. Habener (Massachusetts General Hospital/HHMI)
Publication	Not provided
My Strategies	Return to My Strategies page
Classification	Cell differentiation; Differentiation of insulin-producing cells
Links	Biomaterials Graph ArrayExpress
BCBC Release Date	January 21, 2004
Public Release Date	January 21, 2004
Citation	unavailable
Synopsis	<div style="border: 1px solid gray; padding: 5px;"> <div style="display: flex; justify-content: space-between;"> <div style="background-color: #f0f0f0; padding: 2px;">Study Description</div> <div style="background-color: #f0f0f0; padding: 2px;">Goals</div> </div> <div style="display: flex; justify-content: space-between; margin-top: 5px;"> <div style="background-color: #f0f0f0; padding: 2px;">Approaches</div> <div style="background-color: #f0f0f0; padding: 2px;">Results</div> <div style="background-color: #f0f0f0; padding: 2px;">Conclusions</div> </div> <div style="background-color: #f0f0f0; padding: 2px; margin-top: 5px;">Related Studies</div> </div> <p>A monolayer of human nestin positive cells grown in culture using bFGF and EGF was compared to hand picked isolated islets.</p>
Platform types	Expression, Expression microarray
Platforms	Show platform Affymetrix HG-U133A
Study Design Type	<ul style="list-style-type: none"> cell_type_comparison_design development_or_differentiation_design
Study Factors	Show study factors
Study Assays	Show study assays

Access to Study Data

This Study Data is publicly available to all users.

Gene List(s)

Use the following form(s) to refine the parameters and add the gene list to a strategy:

Nestin positive cells versus control islets

|Fold Change| Greater Than:

Confidence Level: High Confidence All Results

For a microarray experiment a result with high confidence has a confidence level of at least 80%.

For a ChIP-chip experiment a result with high confidence has a confidence level of at least 90% and all fold changes are positive.


Reference (Denominator): NA

[Find Genes](#)


Genome Browser

There are no genome browser tracks currently available for this study.

Access Status

 This resource is publicly viewable.

Request this Resource

 Request from a repository

Primary contributor: [Stoeckert Lab](#)

Resource Tags

 Login to edit tags

 Read more about tags

Resource History & Actions

Approved on Jan 21, 2004
Last modified on Aug 02, 2011

 Login to edit or request an edit

Related resources**BCBC**

No matching resources

Other Consortia

No matching resources


Data courtesy of [dkCOIN](#). Only public resources are displayed.

Lists of Locations

There are no genomic location datasets currently available for this study.

Repositories

Stoeckert Lab


 Request this resource

Stock #: *Not provided*

Availability Notes: *Not provided*

Comments

There are no comments for this entry.

 Login to add comments

[Home](#) · [Your Account](#) · [News & Events](#) · [Resources](#) · [Policies & Guidelines](#) · [About Us](#) · [FAQ](#) · [Site Map](#)

© 2002-2015 Beta Cell Biology Consortium - All Rights Reserved. [Terms of usage and disclaimer.](#)

