

My Account

Login
Create Account

Resources

View All (813)
Adenoviruses (137)
Antibodies (175)
Bioimages (67)
Genomics Studies (145)
mESC Lines (68)
Mouse Strains (120)
Miscellaneous (46)
Protocols (55)
Research Data (4)
Resource Tags (389)
Visualization (9)



Research & Cores

Core Facilities (5)
Research Highlights (5)
Research Networks
Research Objectives

Information

About the BCBC
BCBC Events
Branding & Logos
Career Opportunities
Health
NIH hESC Registry
Policies & Guidelines
Member Publications
Research Programs
Research Investigators
Member Directory
Tutorials

Cytotoxicity Study of Rat INS1 cell lines - Study GBCO890**Genomics Study Specifications**

Study Name	Cytotoxicity Study of Rat INS1 cell lines
Contact Name	Christopher Newgard (Duke University)
Publication	Not provided
My Strategies	Return to My Strategies page
Classification	Islet/beta-cell stimulation/injury; Cell stimulation/injury
Links	 Biomaterials Graph  ArrayExpress
BCBC Release Date	February 04, 2004
Public Release Date	January 31, 2008
Citation	<i>unavailable</i>

Synopsis**Study Description**

Goals

Approaches

Results

Conclusions

Related Studies

Cytokines IL-1 and IFN-gamma have been shown to be the primary effectors of beta-cell destruction during the immune response. The aim of this study was to identify the gene expression changes that are associated with resistance of beta cells to cytokines. INS-1 rat insulinoma cells were grown in increasing doses of cytokines until a resistance phenotype had developed. RNA was prepared from these cytokine resistant sublines as well as the original, cytokine-sensitive parental INS-1 cells in Dr. Chris Newgard's lab, quantified and sent frozen in water. 3-7 biological replicates per condition were sent for the following three conditions: (i) 834/40, Cytokine-sensitive (CS), (ii) 833/15 and 833/117, Cytokine resistant grown in the absence of cytokines (CRu), (iii) 833/15C and 833/117C: Cytokine Resistant Grown in the Presence of Cytokines (CRT)

Platform types	Expression, Expression microarray
Platforms	Show platform Mouse PancChip
Study Design Type	<ul style="list-style-type: none"> cell_type_comparison_design compound_treatment_design
Study Factors	Show study factors
Study Assays	Show study assays

Access to Study Data


This Study Data is publicly available to all users.

Gene List(s)


Use the following form(s) to refine the parameters and add the gene list to a strategy:

▼ [Cytokine Resistant INS1 Cells \(833/15\) treated with cytokines versus untreated](#)

Access Status

 This resource is publicly viewable.

Request this Resource

 Request from a repository


Primary contributor: [Newgard Lab](#)


Co-contributed by:

- [Stoeckert Lab](#)

Resource Tags

Ins1

 Login to edit tags

 Read more about tags

Resource History & Actions

Approved on Feb 04, 2004

Last modified on Aug 02, 2011

 Login to edit or request an edit

Related resources**BCBC**

No matching resources

Other Consortia

No matching resources

Data courtesy of [dkCOIN](#). Only public resources are displayed.

|Fold Change| Greater Than:

Confidence Level: High Confidence All Results

For a microarray experiment a result with high confidence has a confidence level of at least 80%.

For a ChIP-chip experiment a result with high confidence has a confidence level of at least 90% and all fold changes are positive.

Reference (Denominator): Cytokine Resistant Untreated

[Find Genes](#)

- [▶ Cytokine Sensitive INS1 Cells \(834/40\) versus Cytokine Resistant \(833/15\)](#)
- [▶ Cytokine Resistant INS1 Cells \(833/117\) treated with cytokines versus untreated](#)
- [▶ Cytokine Sensitive INS1 Cells \(834/40\) versus Cytokine Resistant \(833/117\)](#)

Genome Browser


There are no genome browser tracks currently available for this study.

Lists of Locations

There are no genomic location datasets currently available for this study.

Repositories


Newgard Lab

 [Request this resource](#)

Stock #: *Not provided*
Availability Notes: *Not provided*

Comments

There are no comments for this entry.

 [Login to add comments](#)

