

My Account

Login
Create Account

Resources

View All (813)
Adenoviruses (137)
Antibodies (175)
Bioimages (67)
Genomics Studies (145)
mESC Lines (68)
Mouse Strains (120)
Miscellaneous (46)
Protocols (55)
Research Data (4)
Resource Tags (389)
Visualization (9)



Research & Cores

Core Facilities (5)
Research Highlights (5)
Research Networks
Research Objectives

Information

About the BCBC
BCBC Events
Branding & Logos
Career Opportunities
Health
NIH hESC Registry
Policies & Guidelines
Member Publications
Research Programs
Research Investigators
Member Directory
Tutorials

GSIS Study of Rat INS1 cell lines - Study GBCO930**Genomics Study Specifications**

Study Name	GSIS Study of Rat INS1 cell lines
Contact Name	Klaus Kaestner (University of Pennsylvania)
Publication	http://www.ncbi.nlm.nih.gov/pubmed/17185391
My Strategies	Return to My Strategies page
Classification	Islet/beta-cell stimulation/injury; Cell stimulation/injury
Links	 Biomaterials Graph  ArrayExpress
BCBC Release Date	February 06, 2004
Public Release Date	February 06, 2004
Citation	Hardy OT, Hohmeier HE, Becker TC, Manduchi E, Doliba NM, Gupta RK, White P, Stoeckert CJ, Matschinsky FM, Newgard CB, Kaestner KH. Functional genomics of the beta-cell: short-chain 3-hydroxyacyl-coenzyme A dehydrogenase regulates insulin secretion independent of K+ currents. Mol Endocrinol. 2007. 21:765-73

Synopsis

Study Description	Goals	
Approaches	Results	Conclusions
Related Studies		

The aim of this study was to identify the gene expression changes associated with glucose responsiveness in Rat INS-1 derived cell lines. RNA was prepared from cell lines which were shown to be highly glucose responsive and also lines which were shown to be poorly glucose responsive. Dr. Chris Newgard's lab quantified the RNA and sent it frozen in water. 3 biological replicates per condition were sent for the following conditions: (i) 832/13 and 833/15, robust glucose responsiveness. (ii) 832/1 and 832/2 showed poor glucose responsiveness.

Platform types	Expression, Expression microarray
Platforms	Show platform Mouse PancChip
Study Design Type	<ul style="list-style-type: none"> cell_type_comparison_design
Study Factors	Show study factors
Study Assays	Show study assays

Access to Study Data


This Study Data is publicly available to all users.

Gene List(s)


Use the following form(s) to refine the parameters and add the gene list to a strategy:

[Highly glucose responsive \(832/13\) versus poorly glucose responsive \(832/2\) - Rat INS1 Cell Line](#)

Access Status

 This resource is publicly viewable.

Request this Resource

 Request from a repository

Primary contributor: [Kaestner Lab](#)
Co-contributed by:

- [Stoeckert Lab](#)

Resource Tags


argininosuccinate synthetase 1, Ass1, baculoviral IAP repeat-containing 5, Birc5, Hadh, Hadhsc, hydroxyacyl-Coenzyme A dehydrogenase, Ins1, Mouse PancChip 5.0, reticulon 4, Rtn4

 Login to edit tags

 Read more about tags

Resource History & Actions

Approved on Feb 06, 2004
Last modified on Aug 02, 2011

 Login to edit or request an edit

Related resources**BCBC**

No matching resources

Other Consortia

No matching resources

Data courtesy of [dkCOIN](#). Only public resources are displayed.

|Fold Change| Greater Than:

Confidence Level: High Confidence All Results

For a microarray experiment a result with high confidence has a confidence level of at least 80%.

For a ChIP-chip experiment a result with high confidence has a confidence level of at least 90% and all fold changes are positive.

Reference (Denominator): 832/2 - poorly glucose responsive

[Find Genes](#)

[Highly glucose responsive \(833/15\) versus poorly glucose responsive \(832/1\) - Rat INS1 Cell Line](#)

[Highly glucose responsive versus Poorly glucose responsive - Rat INS1 Cell Line](#)

Genome Browser

There are no genome browser tracks currently available for this study.

Lists of Locations

There are no genomic location datasets currently available for this study.

Repositories

Kaestner Lab

[Request this resource](#)

Stock #: *Not provided*

Availability Notes: *Not provided*

Comments

There are no comments for this entry.

[Login to add comments](#)

