

My Account

[Login](#)
[Create Account](#)

Resources

[View All \(813\)](#)
[Adenoviruses \(137\)](#)
[Antibodies \(175\)](#)
[Bioimages \(67\)](#)
[Genomics Studies \(145\)](#)
[mESC Lines \(68\)](#)
[Mouse Strains \(120\)](#)
[Miscellaneous \(46\)](#)
[Protocols \(55\)](#)
[Research Data \(4\)](#)
[Resource Tags \(389\)](#)
[Visualization \(9\)](#)

Research & Cores

[Core Facilities \(5\)](#)
[Research Highlights \(5\)](#)
[Research Networks](#)
[Research Objectives](#)

Information

[About the BCBC](#)
[BCBC Events](#)
[Branding & Logos](#)
[Career Opportunities](#)
[Health](#)
[NIH hESC Registry](#)
[Policies & Guidelines](#)
[Member Publications](#)
[Research Programs](#)
[Research Investigators](#)
[Member Directory](#)
[Tutorials](#)

Microarray Analysis of MIN6 cells treated with Exendin-4 over time. - Study GBCO1170

Genomics Study Specifications

Study Name	Microarray Analysis of MIN6 cells treated with Exendin-4 over time.
Contact Name	Anna L. Nolan (Massachusetts General Hospital/HHMI)
Publication	Not provided
My Strategies	Return to My Strategies page
Classification	Cell stimulation/injury; Islet/beta-cell stimulation/injury
Links	Biomaterials Graph ArrayExpress
BCBC Release Date	April 30, 2004
Public Release Date	April 30, 2004
Citation	unavailable

Synopsis

Study Description	Goals
Approaches	Results
Conclusions	
Related Studies	

The aim of the study was to investigate the effect of Exendin-4 on MIN6 cells allowing for the elucidation of the various transcriptional programs initiated by this multifunctional peptide hormone. MIN6 cells were treated with Exendin-4 for 24, 48 and 72 hours. After these time points RNA was isolated and used for hybridization (on Cy3) against matched control MIN6 cells (on Cy5) using the Mouse PancChip 5.0 . Three assays were carried out for each time point.

Platform types	Expression microarray, Expression
Platforms	Show platform Mouse PancChip
Study Design Type	<ul style="list-style-type: none"> compound_treatment_design time_series_design
Study Factors	Show study factors
Study Assays	Show study assays

Access to Study Data

This Study Data is publicly available to all users.

Gene List(s)

There are no gene lists currently available for this study.


Genome Browser

There are no genome browser tracks currently available for this study.


Lists of Locations

There are no genomic location datasets currently available for this study.

Access Status


 This resource is publicly viewable.

Request this Resource

 Request from a repository

Primary contributor: [Joel Habener](#)

Resource Tags

 Login to edit tags

 [Read more about tags](#)

Resource History & Actions

Approved on Apr 30, 2004
Last modified on Jan 17, 2012

 Login to edit or request an edit

Related resources

BCBC

No matching resources


Other Consortia

No matching resources

Data courtesy of [dkCOIN](#). Only public resources are displayed.

Repositories


Stoeckert Lab

 Request this resource

Stock #: *Not provided*
Availability Notes: *Not provided*

Comments

There are no comments for this entry.

 Login to add comments

[Home](#) · [Your Account](#) · [News & Events](#) · [Resources](#) · [Policies & Guidelines](#) · [About Us](#) · [FAQ](#) · [Site Map](#)

© 2002-2015 Beta Cell Biology Consortium - All Rights Reserved. [Terms of usage and disclaimer.](#)

