

My Account

[Login](#)
[Create Account](#)

Resources

[View All \(813\)](#)
[Adenoviruses \(137\)](#)
[Antibodies \(175\)](#)
[Bioimages \(67\)](#)
[Genomics Studies \(145\)](#)
[mESC Lines \(68\)](#)
[Mouse Strains \(120\)](#)
[Miscellaneous \(46\)](#)
[Protocols \(55\)](#)
[Research Data \(4\)](#)
[Resource Tags \(389\)](#)
[Visualization \(9\)](#)

Research & Cores



[Core Facilities \(5\)](#)
[Research Highlights \(5\)](#)
[Research Networks](#)
[Research Objectives](#)

Information

[About the BCBC](#)
[BCBC Events](#)
[Branding & Logos](#)
[Career Opportunities](#)
[Health](#)
[NIH hESC Registry](#)
[Policies & Guidelines](#)
[Member Publications](#)
[Research Programs](#)
[Research Investigators](#)
[Member Directory](#)
[Tutorials](#)

Global profiling of double stranded RNA- and IFN-gamma-induced genes in rat pancreatic beta cells. - Study GBCO2001

Genomics Study Specifications

Study Name	Global profiling of double stranded RNA- and IFN-gamma-induced genes in rat pancreatic beta cells.
Contact Name	Decio L. Eizirik (Universite Libre de Bruxelles)
Publication	http://www.ncbi.nlm.nih.gov/pubmed/14600816
My Strategies	Return to My Strategies page
Classification	Islet/beta-cell stimulation/injury; Cell stimulation/injury
Links	 Biomaterials Graph  ArrayExpress
BCBC Release Date	October 19, 2005
Public Release Date	October 19, 2005
Citation	Rasschaert J, Liu D, Kutlu B, Cardozo AK, Kruhøffer M, ØRntoft TF, Eizirik DL. Global profiling of double stranded RNA- and IFN-gamma-induced genes in rat pancreatic beta cells . <i>Diabetologia</i> . 2003. 46:1641-57

Synopsis**Study Description**

Goals

Approaches

Results

Conclusions

Related Studies


Viral infections and local production of IFN-gamma might contribute to beta-cell dysfunction/death in Type 1 Diabetes. Double stranded RNA accumulates in the cytosol of viral-infected cells, and exposure of purified rat beta cells to dsRNA (polyinosinic-polycytidylic acid, PIC) in combination with IFN-gamma results in beta-cell dysfunction and apoptosis. To elucidate the molecular mechanisms involved in PIC + IFN-gamma-effects, we determined the global profile of genes modified by these agents in primary rat beta cells. FACS-purified rat beta cells were cultured for 6 or 24 h in control condition or with IFN-gamma, PIC or a combination of both agents. The gene expression profile was analyzed in duplicate with the Affymetrix RG U34A microarray.

Platform types	Expression microarray, Expression
Platforms	Show platform Affymetrix RG-U34A
Study Design Type	<ul style="list-style-type: none"> compound_treatment_design time_series_design
Study Factors	Show study factors
Study Assays	Show study assays


Access to Study Data

This Study Data is publicly available to all users.

Gene List(s)**Access Status**

 This resource is publicly viewable.

Request this Resource

 Request from a repository

Primary contributor: [Stoekert Lab](#)

Resource Tags

 Login to edit tags

 [Read more about tags](#)

Resource History & Actions

Approved on Oct 19, 2005
Last modified on Jan 17, 2012

 Login to edit or request an edit

Related resources**BCBC**

No matching resources

Other Consortia

No matching resources

Data courtesy of [dkCOIN](#). Only public resources are displayed.

There are no gene lists currently available for this study.

Genome Browser


There are no genome browser tracks currently available for this study.

Lists of Locations

There are no genomic location datasets currently available for this study.

Repositories

Stoeckert Lab


 Request this resource

Stock #: *Not provided*

Availability Notes: *Not provided*

Comments

There are no comments for this entry.

 Login to add comments

[Home](#) · [Your Account](#) · [News & Events](#) · [Resources](#) · [Policies & Guidelines](#) · [About Us](#) · [FAQ](#) · [Site Map](#)

© 2002-2015 Beta Cell Biology Consortium - All Rights Reserved. [Terms of usage and disclaimer](#).

