

My Account

[Login](#)
[Create Account](#)

Resources

[View All \(813\)](#)
[Adenoviruses \(137\)](#)
[Antibodies \(175\)](#)
[Bioimages \(67\)](#)
[Genomics Studies \(145\)](#)
[mESC Lines \(68\)](#)
[Mouse Strains \(120\)](#)
[Miscellaneous \(46\)](#)
[Protocols \(55\)](#)
[Research Data \(4\)](#)
[Resource Tags \(389\)](#)
[Visualization \(9\)](#)

Research & Cores

[Core Facilities \(5\)](#)
[Research Highlights \(5\)](#)
[Research Networks](#)
[Research Objectives](#)

Information

[About the BCBC](#)
[BCBC Events](#)
[Branding & Logos](#)
[Career Opportunities](#)
[Health](#)
[NIH hESC Registry](#)
[Policies & Guidelines](#)
[Member Publications](#)
[Research Programs](#)
[Research Investigators](#)
[Member Directory](#)
[Tutorials](#)

Cytokine induced dysfunction and apoptosis in insulin producing INS1 Cells - Study GBCO2002

Genomics Study Specifications

Study Name	Cytokine induced dysfunction and apoptosis in insulin producing INS1 Cells
Contact Name	Decio L. Eizirik (Universite Libre de Bruxelles)
Publication	http://www.ncbi.nlm.nih.gov/pubmed/14578289
My Strategies	Return to My Strategies page
Classification	Islet/beta-cell stimulation/injury; Cell stimulation/injury
Links	Biomaterials Graph ArrayExpress
BCBC Release Date	October 19, 2005
Public Release Date	October 19, 2005
Citation	Kutlu B, Cardozo AK, Darville MI, Kruhoffer M, Magnusson N, Ørntoft T, Eizirik DL. Discovery of gene networks regulating cytokine-induced dysfunction and apoptosis in insulin-producing INS-1 cells . <i>Diabetes</i> . 2003. 52:2701-19

Synopsis

Study Description	Goals
Approaches	Results
Conclusions	
Related Studies	

Locally released cytokines contribute to beta cell dysfunction and apoptosis in Type 1 diabetes. In vitro exposure of insulin producing INS 1E cells to the cytokines interleukin (IL) 1beta + interferon (IFN) gamma leads to a significant increase in apoptosis. To characterize the genetic networks implicated in beta cell dysfunction and apoptosis and its dependence on nitric oxide (NO) production, we performed a time course analysis using the Affymetrix RG U34A microarray. INS 1E cells were exposed in duplicate to IL 1beta + IFN gamma for six different time points (1, 2, 4, 8, 12, and 24 h) with or without the inducible NO synthase blocker.

Platform types	Expression, Expression microarray
Platforms	Show platform Affymetrix RG-U34A
Study Design Type	<ul style="list-style-type: none"> compound_treatment_design time_series_design
Study Factors	Show study factors
Study Assays	Show study assays

Access to Study Data


This Study Data is publicly available to all users.

Gene List(s)


Browse related gene lists by clicking on the link(s) below:

[Cytokine vs control INS1 cells \(across time\)](#)

Access Status

 This resource is publicly viewable.

Request this Resource

 Request from a repository

Primary contributor: [Stoeckert Lab](#)

Resource Tags


Ins1

 Login to edit tags

 Read more about tags

Resource History & Actions

Approved on Oct 19, 2005
 Last modified on Jan 17, 2012

 Login to edit or request an edit

Related resources

BCBC

No matching resources

Other Consortia

No matching resources

Data courtesy of [dkCOIN](#). Only public resources are displayed.

[NMA+cytokine vs NMA INS1 cells \(across time\)](#)

Genome Browser


There are no genome browser tracks currently available for this study.

Lists of Locations

There are no genomic location datasets currently available for this study.

Repositories


Stoeckert Lab

 Request this resource

Stock #: *Not provided*
Availability Notes: *Not provided*

Comments

There are no comments for this entry.

 Login to add comments

[Home](#) · [Your Account](#) · [News & Events](#) · [Resources](#) · [Policies & Guidelines](#) · [About Us](#) · [FAQ](#) · [Site Map](#)

© 2002-2015 Beta Cell Biology Consortium - All Rights Reserved. [Terms of usage and disclaimer](#).

