

My Account

Login
Create Account

Resources

View All (813)

Adenoviruses (137)

Antibodies (175)

Bioimages (67)

Genomics Studies (145)

mESC Lines (68)

Mouse Strains (120)

Miscellaneous (46)

Protocols (55)

Research Data (4)

Resource Tags (389)

Visualization (9)

Research & Cores

Core Facilities (5)

Research Highlights (5)

Research Networks

Research Objectives

Information

About the BCBC

BCBC Events

Branding & Logos

Career Opportunities

Health

NIH hESC Registry

Policies & Guidelines

Member Publications

Research Programs



Research Investigators

Member Directory

Tutorials

ChIP-Chip and SACO Analysis of Pdx-1 binding in NIT-1 Insulinoma Cells - Study GBCO2480

Genomics Study Specifications

Study Name	ChIP-Chip and SACO Analysis of Pdx-1 binding in NIT-1 Insulinoma Cells								
Contact Name	Richard Goodman (Oregon Health and Science University)								
Publication	http://www.ncbi.nlm.nih.gov/pubmed/17761679								
My Strategies	Return to My Strategies page								
Classification	Targets and roles of transcriptional regulators								
Links	 Biomaterials Graph  ArrayExpress								
BCBC Release Date	July 19, 2006								
Public Release Date	July 19, 2006								
Citation	Keller DM, McWeeney S, Arsenlis A, Drouin J, Wright CV, Wang H, Wollheim CB, White P, Kaestner KH, Goodman RH. Characterization of pancreatic transcription factor Pdx-1 binding sites using promoter microarray and serial analysis of chromatin occupancy . J Biol Chem. 2007. 282:32084-92								
Synopsis	<div style="border: 1px solid gray; padding: 5px;"> <table border="1"> <tr> <td>Study Description</td> <td>Goals</td> </tr> <tr> <td>Approaches</td> <td>Results</td> <td>Conclusions</td> </tr> <tr> <td colspan="3">Related Studies</td> </tr> </table> <p>The BCBC Promoter Chip 5B was used to identify genomic targets of Pdx-1 binding. Genomic DNA from mouse NIT-1 insulinoma cells was immunoprecipitated with a Pdx-1 Antibody, PCR amplified, and labeled to the chip. All hybridizations were versus a common reference sample which was a labeled IgG IP. Additionally a Pdx1 SACO library for NIT-1 cells was generated.</p> </div>	Study Description	Goals	Approaches	Results	Conclusions	Related Studies		
Study Description	Goals								
Approaches	Results	Conclusions							
Related Studies									
Platform types	TF Binding, TF Binding ChIP-chip, TF Binding SACO								
Platforms	<div style="border: 1px solid gray; padding: 5px;"> <p>Show platform Mus Musculus, Serial Analysis using NlaIII, 16mer tags</p> <p>Show platform Mouse PromoterChip</p> </div>								
Study Design Type	<ul style="list-style-type: none"> binding_site_identification_design compound_treatment_design reference_design 								
Study Factors	Show study factors								
Study Assays	Show study assays								

Access to Study Data

This Study Data is publicly available to all users.


Gene List(s)

Browse related gene lists by clicking on the link(s) below:


[Pdx-1 or Pdx-1/NeuroD1 Binding -](#)

Browse Mouse transcripts associated with genes identified as targets of Pdx-1 or Pdx-1/NeuroD1 regulation in NIT-1

Access Status

 This resource is publicly viewable.


Request this Resource

 Request from a repository

Primary contributor: [Stoeckert Lab](#)

Resource Tags

BETA2, Mouse PromoterChip 5B.0, Neurod1, neurogenic differentiation 1, pancreatic and duodenal homeobox 1, Pdx1, SACO

 Login to edit tags

 Read more about tags

Resource History & Actions

Approved on Jul 19, 2006
Last modified on Aug 02, 2011

 Login to edit or request an edit

Related resources

BCBC

No matching resources

Other Consortia

No matching resources

Data courtesy of [dkCOIN](#). Only public resources are displayed.

[SAGO](#)

Genome Browser


There are no genome browser tracks currently available for this study.

Lists of Locations

There are no genomic location datasets currently available for this study.

Repositories

Stoeckert Lab


 Request this resource

Stock #: *Not provided*

Availability Notes: *Not provided*

Comments

There are no comments for this entry.

 Login to add comments

[Home](#) · [Your Account](#) · [News & Events](#) · [Resources](#) · [Policies & Guidelines](#) · [About Us](#) · [FAQ](#) · [Site Map](#)

© 2002-2015 Beta Cell Biology Consortium - All Rights Reserved. [Terms of usage and disclaimer](#).

