

My Account

Login
Create Account

Resources

View All (813)
Adenoviruses (137)
Antibodies (175)
Bioimages (67)
Genomics Studies (145)
mESC Lines (68)
Mouse Strains (120)
Miscellaneous (46)
Protocols (55)
Research Data (4)
Resource Tags (389)
Visualization (9)



Research & Cores

Core Facilities (5)
Research Highlights (5)
Research Networks
Research Objectives

Information

About the BCBC
BCBC Events
Branding & Logos
Career Opportunities
Health
NIH hESC Registry
Policies & Guidelines
Member Publications
Research Programs
Research Investigators
Member Directory
Tutorials

Inducible Ngn3 Embryonic Stem Cells - Study GBCO2800**Genomics Study Specifications**

Study Name	Inducible Ngn3 Embryonic Stem Cells
Contact Name	Nathan R. Treff (RMA of NJ)
Publication	http://www.ncbi.nlm.nih.gov/pubmed/16809427
My Strategies	Return to My Strategies page
Classification	Targets and roles of transcriptional regulators; Cell differentiation; Differentiation of insulin-producing cells
Links	 Biomaterials Graph  ArrayExpress
BCBC Release Date	November 28, 2006
Public Release Date	November 28, 2006
Citation	Treff NR, Vincent RK, Budde ML, Browning VL, Magliocca JF, Kapur V, Odorico JS. Differentiation of embryonic stem cells conditionally expressing neurogenin 3 . Stem Cells. 2006. 24:2529-37

Synopsis**Study Description**

Goals

Approaches

Results

Conclusions

Related Studies


16 embryonic stem cell (ESC) samples (8 groups in duplicate) were processed for microarray analysis using the Affymetrix Mouse Genome 430 2.0 GeneChip. The samples included the parental Ainv15 ESC line (1) undifferentiated (Ainv15 ESC), (2) differentiated for 3 days as embryoid bodies (Ainv15 EB3) or (3) for 10 days as embryoid bodies (Ainv15 EB10). The remaining samples included tetracycline inducible Ngn3 ESC line derived from the parental Ainv15 ESC line (4) after differentiation and addition of doxycycline for 3 days without embryoid body formation (Ngn3 ES3 ON), (5 and 6) after differentiation as embryoid bodies for 3 days with (Ngn3 EB3 ON) or without (Ngn3 EB3 OFF) doxycycline, and (7 and 8) after differentiation as embryoid bodies for 10 days with (Ngn3 EB10 ON) or without (Ngn3 EB10 OFF) doxycycline. This study corresponds to GEO accession GSE3653.

Platform types	Expression, Expression microarray
Platforms	Show platform Affymetrix Mouse430_2
Study Design Type	<ul style="list-style-type: none"> compound_treatment_design genetic_modification_design growth_condition_design
Study Factors	Show study factors
Study Assays	Show study assays


Access to Study Data

This Study Data is publicly available to all users.

Access Status

 This resource is publicly viewable.


Request this Resource

 Request from a repository

Primary contributor: [Stoeckert Lab](#)

Resource Tags


Affymetrix Mouse430 2.0, Neurog3, neurogenin 3, Ngn3, ngn3, Sim1, single-minded homolog 1 (Drosophila)

 Login to edit tags

 [Read more about tags](#)

Resource History & Actions

Approved on Nov 28, 2006
Last modified on Jan 17, 2012

 Login to edit or request an edit

Related resources**BCBC**

No matching resources

Other Consortia

No matching resources

Data courtesy of [dkCOIN](#). Only public resources are displayed.

Gene List(s)

There are no gene lists currently available for this study.

Genome Browser

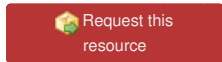
There are no genome browser tracks currently available for this study.

Lists of Locations

There are no genomic location datasets currently available for this study.

Repositories

Stoeckert Lab



Stock #: *Not provided*
Availability Notes: *Not provided*

Comments

There are no comments for this entry.

