

My Account

Login
Create Account

Resources

View All (813)

Adenoviruses (137)

Antibodies (175)

Bioimages (67)

Genomics Studies (145)

mESC Lines (68)

Mouse Strains (120)

Miscellaneous (46)

Protocols (55)

Research Data (4)

Resource Tags (389)

Visualization (9)

Research & Cores

Core Facilities (5)

Research Highlights (5)

Research Networks

Research Objectives

Information

About the BCBC

BCBC Events

Branding & Logos

Career Opportunities

Health

NIH hESC Registry

Policies & Guidelines

Member Publications

Research Programs



Research Investigators

Member Directory

Tutorials

Gene Expression Profiling of a Mouse Model of Pancreatic Islet Dysmorphogenesis - Study GBCO3386

Genomics Study Specifications

Study Name	Gene Expression Profiling of a Mouse Model of Pancreatic Islet Dysmorphogenesis
Contact Name	Maureen Gannon (Vanderbilt University Medical Center)
Publication	http://www.ncbi.nlm.nih.gov/pubmed/18297134
My Strategies	Return to My Strategies page
Classification	Pancreas development and growth
Links	 Biomaterials Graph  GEO
BCBC Release Date	May 12, 2008
Public Release Date	May 08, 2008
Citation	Wilding Crawford L, Tweedie Ables E, Oh YA, Boone B, Levy S, Gannon M. Gene expression profiling of a mouse model of pancreatic islet dysmorphogenesis . PLoS One. 2008. 3:e1611
Synopsis	<div style="border: 1px solid gray; padding: 5px;"> <p>Study Description Goals</p> <p>Approaches Results Conclusions</p> <p>Related Studies</p> <p>Genome-wide microarray analysis was used to identify differences in the gene expression profiles of late gestation and early postnatal total pancreas tissue from wild type and HNF6 transgenic animals.</p> </div>
Platform types	Expression microarray, Expression
Platforms	Show platform Affymetrix Mouse430_2
Study Design Type	<ul style="list-style-type: none"> development_or_differentiation_design genetic_modification_design
Study Factors	Show study factors
Study Assays	Show study assays


Access to Study Data

This Study Data is publicly available to all users.


Gene List(s)

Use the following form(s) to refine the parameters and add the gene list to a strategy:

Access Status

 This resource is publicly viewable.

Request this Resource

 Request from a repository

Primary contributor: [Gannon Lab](#)

Co-contributed by:

- [Stoeckert Lab](#)

Resource Tags


Affymetrix Mouse430 2.0 clade A, ectodin, Eif2ak3, eukaryotic translation initiation factor 2 alpha kinase 3, family member 1, Hnf6, member 6, Neurog3, neurogenin 3, neuronatin, ngn3, Nnat, Onecut1, one cut domain, pancreatic and duodenal homeobox 1, Pdx1, Perk, Reg2, regenerating islet-derived 2, sclerostin domain containing 1, serine (or cysteine) peptidase inhibitor, Serpina6, Sostdc1

 [Login to edit tags](#)

 [Read more about tags](#)

Resource History & Actions

Approved on May 12, 2008
Last modified on Aug 02, 2011

 [Login to edit or request an edit](#)

Related resources

BCBC

No matching resources

Other Consortia

No matching resources

Data courtesy of [dkCOIN](#). Only public resources are displayed.

|Fold Change| Greater Than:

Confidence Level: High Confidence All Results

For a microarray experiment a result with high confidence has a confidence level of at least 80%.

For a ChIP-chip experiment a result with high confidence has a confidence level of at least 90% and all fold changes are positive.

Reference (Denominator): HNF6 18.5 Wild Type

[Find Genes](#)

▶ HNF6 transgenic versus Wild Type - Mouse Pancreas P1

Genome Browser


There are no genome browser tracks currently available for this study.

Lists of Locations

There are no genomic location datasets currently available for this study.

Repositories


Gannon Lab

 Request this resource

Stock #: *Not provided*
Availability Notes: *Not provided*

Comments

There are no comments for this entry.

 Login to add comments

