

**My Account**

[Login](#)  
[Create Account](#)

**Resources**

[View All \(813\)](#)  
[Adenoviruses \(137\)](#)  
[Antibodies \(175\)](#)  
[Bioimages \(67\)](#)  
[Genomics Studies \(145\)](#)  
[mESC Lines \(68\)](#)  
[Mouse Strains \(120\)](#)  
[Miscellaneous \(46\)](#)  
[Protocols \(55\)](#)  
[Research Data \(4\)](#)  
[Resource Tags \(389\)](#)  
[Visualization \(9\)](#)

**Research & Cores**

[Core Facilities \(5\)](#)  
[Research Highlights \(5\)](#)  
[Research Networks](#)  
[Research Objectives](#)

**Information**

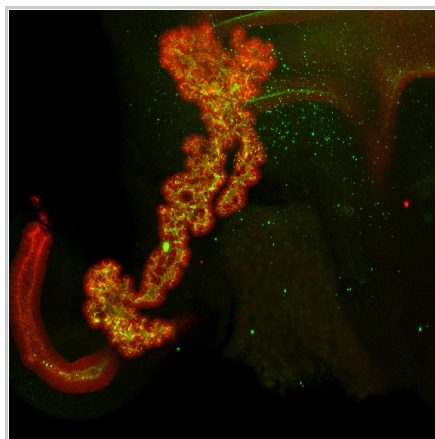
[About the BCBC](#)  
[BCBC Events](#)  
[Branding & Logos](#)  
[Career Opportunities](#)  
[Health](#)  
[NIH hESC Registry](#)  
[Policies & Guidelines](#)  
[Member Publications](#)  
[Research Programs](#)  
[Research Investigators](#)  
[Member Directory](#)  
[Tutorials](#)

**Polyclonal Human Muc1 raised in Rabbit - Antibody RES1162****Antibody Information**

Antibody ID:	AB2554
Antigen:	Muc1 (NCBI Gene ID: <a href="#">4582</a> )
Type:	Polyclonal
Isotype:	Not Applicable
Immunogen Source:	Peptide
Raised In:	Rabbit
Peptide:	aa sequence not available
Source of Antigen:	Human
Cross Reacts With:	Mouse, Human
Affinity Purified:	Affinity Purified
Purity Details:	<i>Not provided</i>
Positive Control:	breast carcinoma
Notes:	<i>Not provided</i>

**Applications and Uses**

Application	Concentration	Storage Buffer	Protocols and Description
IHC	1:400	<i>Not provided</i>	Description: Wholemount immunofluorescence as described in Ahnfelt-Ronne et al., 2007, J Histochem and cytochem: 55(9): 925-930. Protocols:

**Associated Images****Image 1**

**Description:**  
Wholemount immunofluorescence staining of mouse e12.5 (projection). Rabbit anti Muc1 1:400 (Cy2 green) costained with rat anti ecad (Cy3 red)

**Reference:**  
Jonas Ahnfelt-Rønne,  
Hagedorn Research Institute

**Repositories****AbCam**

[Request via www.abcam.com website](#)


**Stock #:** ab15481

**Availability Notes:** *Not provided*

**Contact Information****Preferred Contact**

Name	abcam
Institution	<i>Not provided</i>
Phone	(888) 77-ABCAM (22226)

**Access Status**

 This resource is publicly viewable.

**Request this Resource**

[Request from a repository](#)

Primary contributor: [Antibody Core \(Retired\)](#)

Co-contributed by:

- [Antibody Core \(USA\)](#)

**Resource Tags**

antibody, Human, Muc1, Polyclonal

[Login to edit tags](#)

[Read more about tags](#)

**Resource History & Actions**

Approved on  
Last modified on May 07, 2013

[Login to edit or request an edit](#)

**Related resources****BCBC**

*No matching resources*

**Other Consortia**

*No matching resources*

Data courtesy of [dkCOIN](#). Only public resources are displayed.

**Email** [us.orders@abcam.com](mailto:us.orders@abcam.com)

---


### Associated Publications

*No publications associated*

---

### Comments

*There are no comments for this entry.*

 [Login to add comments](#)

---

[Home](#) · [Your Account](#) · [News & Events](#) · [Resources](#) · [Policies & Guidelines](#) · [About Us](#) · [FAQ](#) · [Site Map](#)

© 2002-2015 Beta Cell Biology Consortium - All Rights Reserved. [Terms of usage and disclaimer.](#)

