

My Account

[Login](#)
[Create Account](#)

Resources

[View All \(813\)](#)
[Adenoviruses \(137\)](#)
[Antibodies \(175\)](#)
[Bioimages \(67\)](#)
[Genomics Studies \(145\)](#)
[mESC Lines \(68\)](#)
[Mouse Strains \(120\)](#)
[Miscellaneous \(46\)](#)
[Protocols \(55\)](#)
[Research Data \(4\)](#)
[Resource Tags \(389\)](#)
[Visualization \(9\)](#)

Research & Cores

[Core Facilities \(5\)](#)
[Research Highlights \(5\)](#)
[Research Networks](#)
[Research Objectives](#)

Information

[About the BCBC](#)
[BCBC Events](#)
[Branding & Logos](#)
[Career Opportunities](#)
[Health](#)
[NIH hESC Registry](#)
[Policies & Guidelines](#)
[Member Publications](#)
[Research Programs](#)
[Research Investigators](#)
[Member Directory](#)
[Tutorials](#)

NOD-scidIL2g^{null} - Mouse Strain RES1262**Mouse Information**

Common Name:	NOD-scidIL2g ^{null}
MGI Official Name:	NOD.Cg-Prkdc ^{scid} IL2rg ^{tm1Wj} /Sz
Description:	NOD-scid IL2rg ^{null} mice are deficient in mature lymphocytes and NK cells, survive beyond 16-month of age, and even after sublethal irradiation resist lymphoma development. Moreover, cytokine-mobilized human peripheral blood stem cells engraft at high levels in NOD-scid IL2rg ^{null} mice and develop into human CD3+CD4+ and CD3+CD8+ T cells, Ig+B cells, myeloid cells, NK cells and plasmacytoid dendritic cells.
Categories:	HUMANE

Genetic Alterations**2) Targeted Mutagenesis**

Type of Allele	Global Null				
Targeted Gene	interleukin 2 receptor, gamma chain (IL2rg - NCBI GeneID:16186)				
Targeted Allele	targeted mutation 1 (IL2rg ^{tm1Wj} - MGI:96551)				
Description of Targeting Vector	Not provided				
Targeting Vector Genbank File	Not provided				
Citations	<table border="1"> <thead> <tr> <th>PubMedID</th> <th>Citation</th> </tr> </thead> <tbody> <tr> <td>18096436</td> <td>A new Hu-PBL model for the study of human islet alloreactivity based on NOD-scid mice bearing a targeted mutation in the IL-2 receptor gamma chain gene. (2008) <i>Clin Immunol</i> 126: 303-14 (Added 2011-03-02 10:32:43.247619)</td> </tr> </tbody> </table>	PubMedID	Citation	18096436	A new Hu-PBL model for the study of human islet alloreactivity based on NOD-scid mice bearing a targeted mutation in the IL-2 receptor gamma chain gene. (2008) <i>Clin Immunol</i> 126 : 303-14 (Added 2011-03-02 10:32:43.247619)
PubMedID	Citation				
18096436	A new Hu-PBL model for the study of human islet alloreactivity based on NOD-scid mice bearing a targeted mutation in the IL-2 receptor gamma chain gene. (2008) <i>Clin Immunol</i> 126 : 303-14 (Added 2011-03-02 10:32:43.247619)				


Strain Information

Strain Type:	Not provided
Chimera/Founder Genetic Background:	Not provided
Current Genetic Background:	Not provided (date recorded: Not provided)
Strain Description:	Not provided


Associated Images**Image 1****Description:**

Human RBMC engraftment. Three indicated stocks of immunodeficient mice were injected intravenously with 20x10⁶ human peripheral blood mononuclear cells (PBMC) and assessed for human cell engraftment in the blood four weeks later. symbols represent individual animals. Bars represent the mean percentage engraftment

Access Status

 This resource is publicly viewable.

Request this Resource

 Request from a repository

Primary contributor: [Shultz Lab](#)


Co-contributed by:

- [Greiner Lab](#)
- [Herrera Lab](#)

Resource Tags

mouse, mouse strain, NOD-scidIL2g^{null}

 Login to edit tags

 Read more about tags

Resource History & Actions

Approved on Mar 16, 2009
Last modified on Nov 11, 2011

 Login to edit or request an edit

Related resources**BCBC**

No matching resources

Other Consortia

No matching resources

Data courtesy of [dkCOIN](#). Only public resources are displayed.

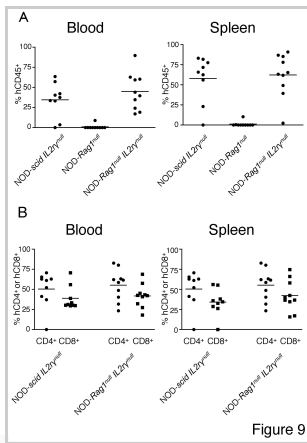


Image 2

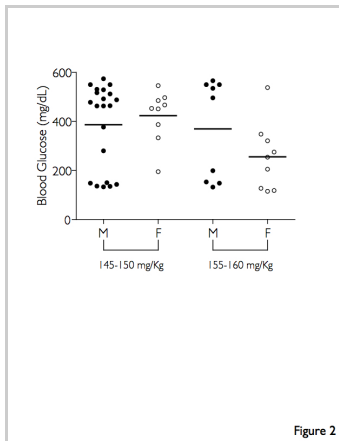


Figure 2

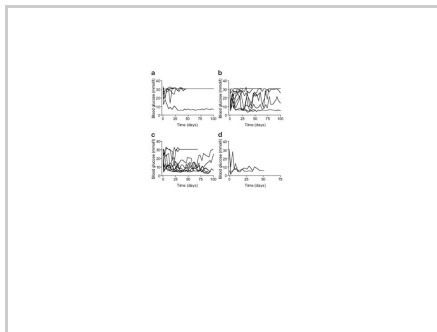
Reference:
18785974

Description:

Induction of diabetes in NOD-scld IL2rgnull mice. HOhorts of male (black circles) and female (white circles) NOD-scld IL2rgnull mice were randomised to receive a single i.p. injection of streptozotocin at doses of 145, 150, 155 or 160 mg/kg body weight and teh results are stratified into lower dose (145 and 150 mg/kg) and higher dose (155 and 160 mg/kg). Mazimum blood glucose readings for each recipient at up to 10 days after injection are shown. Horizontal bar, mean value. (hyperglycemia)

Reference:
18563383

Image 3

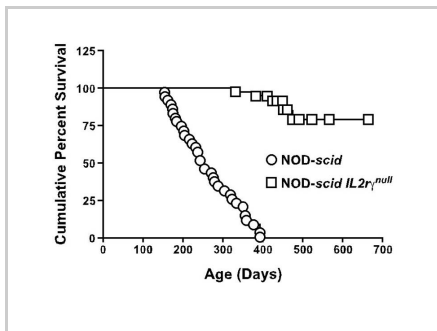


Description:

Reversal of diabetes in NOD-scld IL2rgnull mice following human islet transplantation. Mice were rendered hyperglycemic by a single i.p. injection of 140 mg/kg STZ, randomised into four different groups and received either 1,000 (a, n=6), 2,000 (b, n=10), 3,000 (c, n=11), or 4,000 (d, n=4) IEQ of human islets into the renal subcapsular space. Blood glucose levels in individual mice at each human islet dose are shown over the follow-up period. (islet transplantation)

Reference:
18563383

Image 4



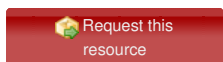
Description:

Cumulative percent survival of NOD-scld IL2rgnull and NOD-scld mice as a functon of age. Data are based on 34 NOD-scld IL2rgnull and 35 NOD-scld mice observed form birth. (survival)

Reference:
15879151

Repositories

Shultz Lab



Stock #: *Not provided*
Availability Notes: *Not provided*

Contact Information

Preferred Contact

Name	Leonard Shultz
Institution	The Jackson Laboratory
Phone	207-288-6405
Email	lenny.shultz@jax.org

Primary Lab Contact

Name	Leonard Shultz
Institution	The Jackson Laboratory
Phone	207-288-6405
Email	lenny.shultz@jax.org

Associated Publications

No publications associated

Comments

There are no comments for this entry.

