

My Account

Login
Create Account

Resources

View All (813)
Adenoviruses (137)
Antibodies (175)
Bioimages (67)
Genomics Studies (145)
mESC Lines (68)
Mouse Strains (120)
Miscellaneous (46)
Protocols (55)
Research Data (4)
Resource Tags (389)
Visualization (9)

Research & Cores

Core Facilities (5)
Research Highlights (5)
Research Networks
Research Objectives

Information

About the BCBC
BCBC Events
Branding & Logos
Career Opportunities
Health
NIH hESC Registry
Policies & Guidelines
Member Publications
Research Programs
Research Investigators
Member Directory
Tutorials

Pdx1^{CFP} - Mouse Strain RES1301**Mouse Information**

Common Name:	Pdx1 ^{CFP}
MGI Official Name:	Pdx1 ^{(CFP)Mgn}
Description:	This mouse contains a cyan fluorescent protein (CFP, Cerulean), tagged with 3 copies of an SV40 NLS knocked into the endogenous Pdx1 gene. This mouse strain enables pre-pancreatic endoderm to be easily identified in the developing mouse embryo and the isolation of Pdx1(+) cells by FACS.
Categories:	Fluorescent Probes

Genetic Alterations

1) RMCE Targeted Mutagenesis	
Type of Allele	Cassette Acceptor
Targeted Gene	pancreatic and duodenal homeobox 1 (Pdx1 - NCBI GeneID:18609)
Targeted Allele	targeted mutation 1 (Pdx1 ^{tm1(LCA)} - MGI:102851)
Description of Targeting Vector	An 8.62 kb region of this gene has been replaced by tandemly oriented Lox66 and Lox2272 sites flanking positive (puromycin) and negative (HSV-TK) selectable markers.
Targeting Vector Genbank File	ppdx1tv.gb
Recombinase-Mediated Cassette Exchange Stage	
Type of Allele:	<i>Not available</i>
Exchanged Cassette Gene	Not provided. (MGI:18609)
Exchanged Cassette Allele Name	Pdx1 ^{tm1.2(CFP)}
Description of Exchange Vector	Pdx1{CFP}
Exchange Vector Genbank File:	Pdx1.CFP.BpA_.gb
Citations	Not Available


Strain Information

Strain Type:	Mixed
Chimera/Founder Genetic Background:	129S6/SvEvTac
Current Genetic Background:	Not provided (date recorded: Not provided)
Strain Description:	Mice containing the Pdx1 ^{CFP} allele were bred to FlpE-expressing transgenic mice to remove the hygRO selection cassette. Animals with this allele are currently being maintained in a CD1 (outbred) genetic background.


Associated Images**Image 1****Description:**

This figure shows the design of the cassette that was generated for insertion of a cyan fluorescent protein (CFP, Cerulean) reporter gene

Access Status

 This resource is publicly viewable.

Request this Resource

 Request from a repository


Primary contributor: [Magnuson Lab](#)

Co-contributed by:

- [BCBC Mouse / ES Cell Core](#)

Resource Tags

mouse, mouse strain, Pdx1^{CFP}, Pdx1^{(CFP)Mgn}

 Login to edit tags

 Read more about tags

Resource History & Actions

Approved on Mar 20, 2009

Last modified on Oct 03, 2012

 Login to edit or request an edit

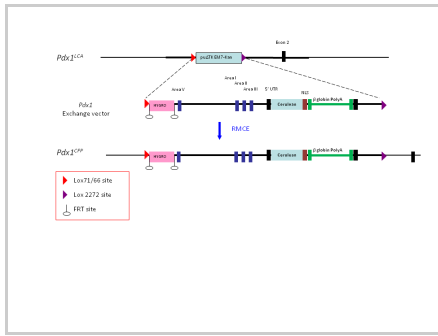
Related resources**BCBC**

No matching resources

Other Consortia

No matching resources

Data courtesy of [dkCOIN](#). Only public resources are displayed.



into the Pdx1^{LCA}. The reporter allele consists of CFP (Cerulean), 3 copies of the SV40 nuclear localization sequence (NLS) and a rabbit beta globin splice and polyadenylation sequence downstream of the endogenous Pdx1 start codon.

Reference:
Not provided


Repositories

MMRRC

 Request via www.mmrc.org website

Stock #: 036462-UNC
Availability Notes: Available

Magnuson Lab

 Request this resource

Stock #: VUMC-LE (embryos), Sperm cryo vial KX (BSID 0069) Straw KX, BSID 0069, 49 straws, frozen 8/9/10; Embryo Cryo Straw LE, BSID 0074, 18 straws, frozen 6/16/10
Availability Notes: Sperm Cryo vial KX (BSID 0069)

Contact Information

Preferred Contact


Name	Mark Magnuson
Institution	Vanderbilt University
Phone	615-322-7006
Email	mark.magnuson@vanderbilt.edu

Associated Publications

Publication	Citation
21913313	Potter LA, Choi E, Hipkens SB, Wright CV, Magnuson MA <u>recombinase-mediated cassette exchange-derived cyan fluorescent protein reporter allele for Pdx1</u> . (2012) <i>Genesis</i> 50: 384-92 (Added September 24, 2012)

Comments

There are no comments for this entry.

 Login to add comments

