

My Account

Login
Create Account

Resources

View All (813)
Adenoviruses (137)
Antibodies (175)
Bioimages (67)
Genomics Studies (145)
mESC Lines (68)
Mouse Strains (120)
Miscellaneous (46)
Protocols (55)
Research Data (4)
Resource Tags (389)
Visualization (9)

Research & Cores

Core Facilities (5)
Research Highlights (5)
Research Networks
Research Objectives

Information

About the BCBC
BCBC Events
Branding & Logos
Career Opportunities
Health
NIH hESC Registry
Policies & Guidelines
Member Publications
Research Programs
Research Investigators
Member Directory
Tutorials

Pdx1-Ngn3-ER - Mouse Strain RES199**Mouse Information**

Common Name:	Pdx1-Ngn3-ER
MGI Official Name:	Tg(Pdx1-Neurog3-ER)1Agb
Description:	The transgene is driven by the Pdx1 promoter which targets it in pancreas progenitor during development. These mice express a fusion protein between the pro-endocrine transcription factor Ngn3 and the tamoxifen responsive estrogen receptor. An IRES site allows GFP to be co-expressed with Ngn3-ER. The protein is active only upon tamoxifen injection.
Categories:	Fluorescent Probes

Genetic Alterations

1) BAC or Transgene Insertion					
Type of Vector	Plasmid				
Promoter	Pancreatic and duodenal homeobox 1 (Pdx1 - MGI:18609)				
Expressed Gene	Neurogenin3-Tamoxifen responsive estrogen receptor fusion (Neurog3-ER - MGI:11925)				
Description of Transgene	The tamoxifen-inducible Ngn3 was placed under control of the Ipf1 promoter.				
Vector Genbank File	<i>Not provided</i>				
Citations	<table border="1"> <thead> <tr> <th>PubMedID</th> <th>Citation</th> </tr> </thead> <tbody> <tr> <td>17336910</td> <td>Temporal control of neurogenin3 activity in pancreas progenitors reveals competence windows for the generation of different endocrine cell types. (2007) <i>Dev Cell</i> 12: 457-65 (Added 2007-03-27 01:47:29)</td> </tr> </tbody> </table>	PubMedID	Citation	17336910	Temporal control of neurogenin3 activity in pancreas progenitors reveals competence windows for the generation of different endocrine cell types. (2007) <i>Dev Cell</i> 12: 457-65 (Added 2007-03-27 01:47:29)
PubMedID	Citation				
17336910	Temporal control of neurogenin3 activity in pancreas progenitors reveals competence windows for the generation of different endocrine cell types. (2007) <i>Dev Cell</i> 12: 457-65 (Added 2007-03-27 01:47:29)				

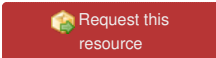
Strain Information

Strain Type:	Mixed
Chimera/Founder Genetic Background:	B6D2F1
Current Genetic Background:	CD-1 (date recorded: 03/27/2015)
Strain Description:	Transgenic line was made by pronuclear injection into B6/D2 F1 hybrid fertilized oocytes and has since been bred to CD1 outbred mice.

Associated Images

No associated images have been supplied

Repositories

Grapin-Botton Lab	<p> Request this resource</p> <p>Stock #: <i>Not provided</i> Availability Notes: <i>Not provided</i></p>
--------------------------	---


Contact Information

Preferred Contact	
Name	Anne Grapin-Botton

Access Status

 This resource is publicly viewable.

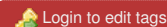
Request this Resource


 **Request from a repository**

Primary contributor: [Grapin-Botton Lab](#)

Resource Tags

ER, mouse, mouse strain, Ngn3, Pdx1, Pdx1-Ngn3-ER

 **Login to edit tags**

 **Read more about tags**

Resource History & Actions

Approved on Apr 30, 2007
Last modified on May 02, 2007

 **Login to edit or request an edit**

Related resources**BCBC**

No matching resources

Other Consortia

No matching resources

Data courtesy of [dkCOIN](#). Only public resources are displayed.


Institution	DanStem, University of Copenhagen
Phone	+45 29 63 43 98
Email	anne.grapin-botton@sund.ku.dk

Associated Publications

No publications associated

Comments

There are no comments for this entry.

 [Login to add comments](#)

[Home](#) · [Your Account](#) · [News & Events](#) · [Resources](#) · [Policies & Guidelines](#) · [About Us](#) · [FAQ](#) · [Site Map](#)

© 2002-2015 Beta Cell Biology Consortium - All Rights Reserved. [Terms of usage and disclaimer.](#)

