

My Account

Login
Create Account

Resources

View All (813)
Adenoviruses (137)
Antibodies (175)
Bioimages (67)
Genomics Studies (145)
mESC Lines (68)
Mouse Strains (120)
Miscellaneous (46)
Protocols (55)
Research Data (4)
Resource Tags (389)
Visualization (9)

Research & Cores

Core Facilities (5)
Research Highlights (5)
Research Networks
Research Objectives

Information

About the BCBC
BCBC Events
Branding & Logos
Career Opportunities
Health
NIH hESC Registry
Policies & Guidelines
Member Publications
Research Programs
Research Investigators
Member Directory
Tutorials

Ngn3^{EGFP/+} - Mouse Strain RES222**Mouse Information**

Common Name:	Ngn3 ^{EGFP/+}
MGI Official Name:	Neurog3 ^{tm2(EGFP)Ggr}
Description:	A targeting construct was designed to insert an IRES-EGFP and a floxed puro downstream of the coding sequence. Crossing with mice expressing Cre in the germ line excised the puromycin resistance gene. Homozygous mice express Ngn3 protein, do not develop diabetes and behave like wild-types. Ngn3-positive cells are labeled with EGFP and can be purified by FACS.
Categories:	Fluorescent Probes

Genetic Alterations

1) Targeted Mutagenesis					
Type of Allele	Other				
Targeted Gene	Neurogenin 3 (Neurog3 - NCBI GeneID:11925)				
Targeted Allele	targeted mutation 2 (Neurog3(tm2(EGFP)Ggr - MGI:3850054)				
Description of Targeting Vector	An Ascl and a Pmel recognition site was introduced into the 3' UTR of a 7.8-kb SpeI-SpeI genomic fragment from the Ngn3 locus. IRES-EYFP-PGKpA-loxP-SV40-early-promoter-pac-HSVtkpA-LoxP cassette was subcloned into the Ascl and Pmel site.				
Targeting Vector Genbank File	<i>Not provided</i>				
Citations	<table border="1"> <thead> <tr> <th>PubMedID</th> <th>Citation</th> </tr> </thead> <tbody> <tr> <td>15297605</td> <td>Pancreatic islet progenitor cells in neurogenin 3-yellow fluorescent protein knock-add-on mice, (2004) <i>Mol Endocrinol</i> 18: 2765-76 (Added 2005-09-07 11:46:07)</td> </tr> </tbody> </table>	PubMedID	Citation	15297605	Pancreatic islet progenitor cells in neurogenin 3-yellow fluorescent protein knock-add-on mice , (2004) <i>Mol Endocrinol</i> 18 : 2765-76 (Added 2005-09-07 11:46:07)
PubMedID	Citation				
15297605	Pancreatic islet progenitor cells in neurogenin 3-yellow fluorescent protein knock-add-on mice , (2004) <i>Mol Endocrinol</i> 18 : 2765-76 (Added 2005-09-07 11:46:07)				

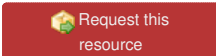


Strain Information

Strain Type:	Mixed
Chimera/Founder Genetic Background:	129X1/SvJx 129S1/sv
Current Genetic Background:	CD1/C57bl/6 (date recorded: 04/04/2012)
Strain Description:	Not provided

Associated Images

No associated images have been supplied


Repositories

Gradwohl Lab	<table border="1"> <tr> <td></td> <td>Stock #: <i>Not provided</i> Availability Notes: <i>Not provided</i></td> </tr> </table>		Stock #: <i>Not provided</i> Availability Notes: <i>Not provided</i>
	Stock #: <i>Not provided</i> Availability Notes: <i>Not provided</i>		

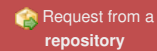
Contact Information

Preferred Contact

Access Status

 This resource is publicly viewable.

Request this Resource



Primary contributor: [Gradwohl Lab](#)

Resource Tags

FACS, mouse, mouse strain, Neurog3^{tm2(EGFP)Ggr}, Ngn3, Ngn3^{EGFP/+}, TAG NGN3





Resource History & Actions

Approved on Jan 03, 2008
Last modified on Apr 17, 2015



Related resources**BCBC**

No matching resources

Other Consortia

No matching resources

Data courtesy of [dkCOIN](#). Only public resources are displayed.

Name	Gerard Gradwohl
Institution	Institute of Genetics and Molecular and Cellular Biology (IGBMC)
Phone	33 3 88 65 3312
Email	gradwohl@igbmc.fr
Primary Lab Contact	
Name	<i>Not provided</i>
Institution	<i>Not provided</i>
Phone	<i>Not provided</i>
Email	<i>Not provided</i>

Associated Publications

No publications associated

Comments

There are no comments for this entry.

