

My Account

Login
Create Account

Resources

View All (813)

Adenoviruses (137)

Antibodies (175)

Bioimages (67)

Genomics Studies (145)

mESC Lines (68)

Mouse Strains (120)

Miscellaneous (46)

Protocols (55)

Research Data (4)

Resource Tags (389)

Visualization (9)

Research & Cores

Core Facilities (5)

Research Highlights (5)

Research Networks

Research Objectives

Information

About the BCBC

BCBC Events

Branding & Logos

Career Opportunities

Health

NIH hESC Registry

Policies & Guidelines

Member Publications

Research Programs

Research Investigators

Member Directory

Tutorials

Ngn3-IRES-NLS-LacZ - Mouse Strain RES223**Mouse Information**

Common Name:	Ngn3-IRES-NLS-LacZ
MGI Official Name:	Tg(Neugog3-IRES-NLS-LacZ)1Ggr
Description:	Transgenic mice where Ngn3-positive cell are labeled with beta-galactosidase. Due to the stability of beta-galactosidase protein, the early descendants of Ngn3-positive cells are also labeled. To generate the Ngn3 promoter::LacZ construct, a 6.86 kb XbaI-XhoI fragment (6696 bp of 5' genomic and untranslated region sequences and 176 bp of ngn3 coding region) of mouse ngn3 genomic DNA was cloned upstream of the IRES-NLS-LacZ-pA sequence in pBS-INL vector resulting in plasmid pngn3(6.8)-INL. The 10.6 kb Ngn3-IRES-NLS-LacZ insert was released by NotI digestion and microinjected into murine oocyte pronuclei, and transgenic line was generated and maintained by crossing into a CD1 outbred background.
Categories:	LacZ

Genetic Alterations**1) BAC or Transgene Insertion**

Type of Vector	Plasmid
Promoter	Neurogenin3 (Neugog3 - MGI:11925)
Expressed Gene	LacZ (LacZ)
Description of Transgene	To generate the Ngn3 promoter::LacZ construct, a 6.86 kb XbaI-XhoI fragment (6696 bp of 5' genomic and untranslated region sequences and 176 bp of ngn3 coding region) of mouse ngn3 genomic DNA was cloned upstream of the IRES-NLS-LacZ-pA sequence in pBS-INL vector resulting in plasmid pngn3(6.8)-INL. The 10.6 kb Ngn3-IRES-NLS-LacZ insert was released by NotI digestion and microinjected into murine oocyte pronuclei, and transgenic line was generated and maintained by crossing into a CD1 outbred background.

Vector Genbank File *Not provided*

Citations	PubMedID	Citation
	12456641	Neurogenin3 is differentially required for endocrine cell fate specification in the intestinal and gastric epithelium. (2002) <i>EMBO J</i> 21: 6338-47 (Added 2005-04-13 13:06:08)


Strain Information

Strain Type:	Mixed
Chimera/Founder Genetic Background:	Not provided
Current Genetic Background:	CD-1 (date recorded: Not provided)
Strain Description:	Not provided


Associated Images

No associated images have been supplied

Repositories**Access Status**

 This resource is publicly viewable.


Request this Resource


 Request from a repository

Primary contributor: [Gradwohl Lab](#)

Resource Tags

mouse, mouse strain, Ngn3-IRES-NLS-LacZ

 Login to edit tags

 Read more about tags

Resource History & Actions

Approved on Jan 15, 2008
Last modified on Apr 30, 2008

 Login to edit or request an edit

Related resources**BCBC**


No matching resources

Other Consortia

No matching resources

Data courtesy of [dkCOIN](#). Only public resources are displayed.

Gradwohl Lab

 Request this resource

Stock #: *Not provided*
Availability Notes: *Not provided*

Contact Information

Preferred Contact

Name	Gerard Gradwohl
Institution	Institute of Genetics and Molecular and Cellular Biology (IGBMC)
Phone	33 3 88 65 3312
Email	gradwohl@igbmc.fr

Primary Lab Contact


Name	<i>Not provided</i>
Institution	<i>Not provided</i>
Phone	<i>Not provided</i>
Email	<i>Not provided</i>

Associated Publications

No publications associated

Comments

There are no comments for this entry.

 Login to add comments

