

**My Account**

Login  
Create Account

**Resources**

View All (813)  
Adenoviruses (137)  
Antibodies (175)  
Bioimages (67)  
Genomics Studies (145)  
mESC Lines (68)  
Mouse Strains (120)  
Miscellaneous (46)  
Protocols (55)  
Research Data (4)  
Resource Tags (389)  
Visualization (9)

**Research & Cores**

Core Facilities (5)  
Research Highlights (5)  
Research Networks  
Research Objectives

**Information**

About the BCBC  
BCBC Events  
Branding & Logos  
Career Opportunities  
Health  
NIH hESC Registry  
Policies & Guidelines  
Member Publications  
Research Programs  
Research Investigators  
Member Directory  
Tutorials

**Ins1-mRFP - Mouse Strain RES224****Mouse Information**

<b>Common Name:</b>	Ins1-mRFP
<b>MGI Official Name:</b>	Tg(Ins1-mRFP)2Ggr
<b>Description:</b>	These transgenic mice express the monomeric red fluorescent protein under the control of Ins1 gene (BAC) regulatory elements.
<b>Categories:</b>	None specified.

**Genetic Alterations**

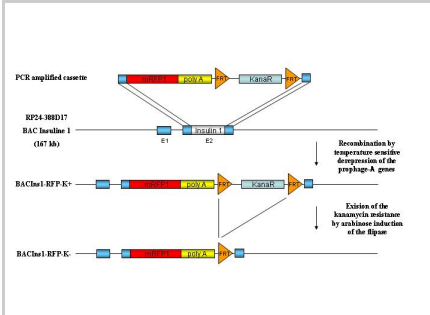
<b>1) BAC or Transgene Insertion</b>	
<b>Type of Vector</b>	BAC
<b>BAC Clone Number</b>	<i>Not provided</i>
<b>BAC Resource Library</b>	<i>Not provided</i>
<b>Promoter</b>	Insulin 1 (Ins1 - <a href="#">MGI:1633</a> )
<b>Expressed Gene</b>	monomeric red fluorescent protein (mRFP)
<b>Description of Transgene</b>	A gene coding for the monomeric red fluorescent protein (mRFP) has been introduced by recombination in E. Coli in the Insulin I gene (BAC RP24-388 D17).
<b>Vector Genbank File</b>	<i>Not provided</i>
<b>Citations</b>	<i>Not provided</i>

**Strain Information**

<b>Strain Type:</b>	Mixed
<b>Chimera/Founder Genetic Background:</b>	Not provided
<b>Current Genetic Background:</b>	Not provided (date recorded: Not provided)
<b>Strain Description:</b>	Not provided

**Associated Images**

**Image 1**




**Description:**  
Strategy for the generation of the Ins1-mRFP recombined BAC to generate Ins1-mRFP transgenic mice

**Reference:**  
*Not provided*


**Repositories**

<b>Gradwohl Lab</b>	<b>Stock #:</b> <i>Not provided</i> <b>Availability Notes:</b> <i>Not provided</i>
---------------------	---

**Access Status**

 This resource is publicly viewable.


**Request this Resource**


 Request from a repository

Primary contributor: [Gradwohl Lab](#)

**Resource Tags**


Ins1-mRFP, mouse, mouse strain

 Login to edit tags

 Read more about tags

**Resource History & Actions**

Approved on Jan 15, 2008  
Last modified on Apr 30, 2008

 Login to edit or request an edit

**Related resources****BCBC**

*No matching resources*

**Other Consortia**

*No matching resources*

Data courtesy of [dkCOIN](#). Only public resources are displayed.

## Contact Information

### Preferred Contact

Name	Gerard Gradwohl
Institution	Institute of Genetics and Molecular and Cellular Biology (IGBMC)
Phone	33 3 88 65 3312
Email	<a href="mailto:gradwohl@igbmc.fr">gradwohl@igbmc.fr</a>

### Primary Lab Contact

Name	<i>Not provided</i>
Institution	<i>Not provided</i>
Phone	<i>Not provided</i>
Email	<i>Not provided</i>

## Associated Publications

*No publications associated*

## Comments

*There are no comments for this entry.*

