

My Account

Login
Create Account

Resources

View All (813)
Adenoviruses (137)
Antibodies (175)
Bioimages (67)
Genomics Studies (145)
mESC Lines (68)
Mouse Strains (120)
Miscellaneous (46)
Protocols (55)
Research Data (4)
Resource Tags (389)
Visualization (9)

Research & Cores

Core Facilities (5)
Research Highlights (5)
Research Networks
Research Objectives

Information

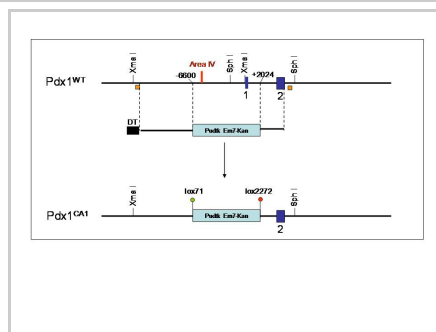
About the BCBC
BCBC Events
Branding & Logos
Career Opportunities
Health
NIH hESC Registry
Policies & Guidelines
Member Publications
Research Programs
Research Investigators
Member Directory
Tutorials

Pdx1^{LCA} - ES Cell Line RES2241**ESC Line Information**

Cell Line Name:	Pdx1 ^{LCA}
Parental Cell Line:	TL-1
Background Strain:	129
Culturing Protocol:	std_mesc_culture.doc
Description:	This mouse ES cell line contains a loxed cassette acceptor (LCA) allele that may be utilized for the exchange of DNAs of interest into the Pdx1 gene locus by recombinase mediated cassette exchange (RMCE). An 8.62 kb region of the gene was replaced by tandemly oriented Lox66 and Lox2272 sites flanking both positive (puromycin) and negative (HSV-TK)selectable markers.

Genetic Alterations

1) Targeted Mutagenesis	
Type of Allele	Cassette Acceptor
Targeted Gene	pancreatic and duodenal homeobox 1 (Pdx1 - NCBI GeneID:18609)
Targeted Allele	targeted mutation 1 (Pdx1 ^{tm1(LCA)} - MGI:102851)
Description of Targeting Vector	An 8.62 kb region of this gene has been replaced by tandemly oriented Lox66 and Lox2272 sites flanking positive (puromycin) and negative (HSV-TK) selectable markers.
Targeting Vector Genbank File	ppdx1tv.gb
Citations	Not Available

Associated Images**Image 1****Description:**

By homologous recombination in mES cells, a 8624 bp fragment containing the 5' flanking region, exon 1 and part of intron 1 was deleted and replaced with a positive-negative selection cassette. The selection cassette consists of a P_{gk}-pu(delta)tk cassette for positive selection in ES cells, and an EM7-Kanomycin cassette for positive selection in bacterial cells.

Reference:

Not provided


Repositories

Magnuson Lab	
Out of stock	Stock #: VUMC Availability Notes: Not provided


Contact Information

Preferred Contact	
Name	Mark Magnuson

Access Status

 This resource is publicly viewable.

Request this Resource

 Request from a repository

Primary contributor: [Magnuson Lab](#)


Co-contributed by:

- [BCBC Mouse / ES Cell Core](#)

Resource Tags

embryonic, es, esc, mESC Core, Pdx1^{LCA}, stem, TL-1


 Login to edit tags

 Read more about tags

Resource History & Actions

Approved on Oct 16, 2009

Last modified on Oct 01, 2012

 Login to edit or request an edit

Related resources**BCBC**

No matching resources

Other Consortia

No matching resources

Data courtesy of [dkCOIN](#). Only public resources are displayed.

Institution	Vanderbilt University
Phone	615-322-7006
Email	mark.magnuson@vanderbilt.edu

Associated Publications

No publications associated

Comments

There are no comments for this entry.

