

My Account

Login
Create Account

Resources

View All (813)
Adenoviruses (137)
Antibodies (175)
Bioimages (67)
Genomics Studies (145)
mESC Lines (68)
Mouse Strains (120)
Miscellaneous (46)
Protocols (55)
Research Data (4)
Resource Tags (389)
Visualization (9)

Research & Cores

Core Facilities (5)
Research Highlights (5)
Research Networks
Research Objectives

Information

About the BCBC
BCBC Events
Branding & Logos
Career Opportunities
Health
NIH hESC Registry
Policies & Guidelines
Member Publications
Research Programs
Research Investigators
Member Directory
Tutorials

Ngn3^{nCre} - Mouse Strain RES2301**Mouse Information**

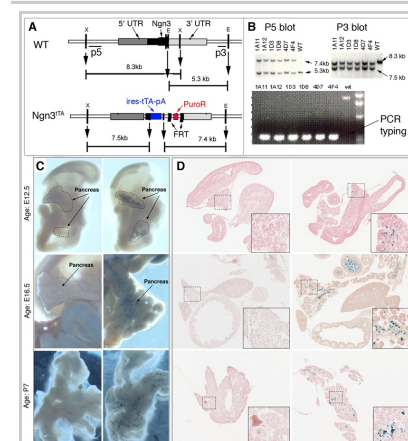
Common Name:	Ngn3 ^{nCre}
MGI Official Name:	Neurog3 ^{tm1.1(nCre)Ggu}
Description:	A nCre-iRES (n-terminal half of Cre followed by internal ribosomal entry site) was inserted after Ngn3ATG. This allele is confirmed to express both nCre and Ngn3 (no visible phenotype in homozygous animals).
Categories:	Cre-lox inducible

Genetic Alterations

1) Targeted Mutagenesis	
Type of Allele	Gene Replacement
Targeted Gene	Neurogenin 3 (Neurog3 - NCBI GeneID:11925)
Targeted Allele	Ngn3{nCre} (Neurog3 ^{nCre} - MGI:893591)
Description of Targeting Vector	The 5.3 kb 5' arm is a SmaI-XbaI fragment (the XbaI site is engineered at the ATG initiation site of Ngn3). The 1.7 kb 3' arm is the ATG coding region + 3' UTR (amplified with PCR to add in necessary cloning site for cloning. The end product is: 5'arm, nCre, ires, FRT-pGK-neo-FRT-3'arm.
Targeting Vector Genbank File	pngn3.ires.tta.gb
Citations	Not Available

Strain Information


Strain Type:	Not provided
Chimera/Founder Genetic Background:	Not provided
Current Genetic Background:	Not provided (date recorded: Not provided)
Strain Description:	Mixed (129/S6 crossed with ICR)

Associated Images**Image 1**


Description:
Not provided

Reference:
Not provided

Image 2**Access Status**

 This resource is publicly viewable.


Request this Resource


 Request from a repository

Primary contributor: [Gu Lab](#)

Resource Tags


mouse, mouse strain, Ngn3^{nCre}

 Login to edit tags

 [Read more about tags](#)

Resource History & Actions

Approved on Oct 28, 2009
Last modified on Nov 02, 2009

 Login to edit or request an edit

Related resources**BCBC**

No matching resources

Other Consortia

No matching resources

Data courtesy of [dkCOIN](#). Only public resources are displayed.



Description:

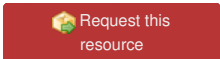
Southern with 5' probe. Digested with XbaI. WT band: 6.7kb. targeted band: 5kb

Reference:

Not provided

Repositories

Gu Lab



Stock #: *Not provided*

Availability Notes: *Not provided*

Contact Information

Preferred Contact

Name	Guoqiang Gu
Institution	Vanderbilt University
Phone	615-936-3634
Email	guoqiang.gu@vanderbilt.edu

Primary Lab Contact

Name	<i>Not provided</i>
Institution	<i>Not provided</i>
Phone	<i>Not provided</i>
Email	<i>Not provided</i>

Associated Publications

No publications associated

Comments

There are no comments for this entry.

