

**My Account**

Login  
Create Account

**Resources**

View All (813)  
Adenoviruses (137)  
Antibodies (175)  
Bioimages (67)  
Genomics Studies (145)  
mESC Lines (68)  
Mouse Strains (120)  
Miscellaneous (46)  
Protocols (55)  
Research Data (4)  
Resource Tags (389)  
Visualization (9)

**Research & Cores**

Core Facilities (5)  
Research Highlights (5)  
Research Networks  
Research Objectives

**Information**

About the BCBC  
BCBC Events  
Branding & Logos  
Career Opportunities  
Health  
NIH hESC Registry  
Policies & Guidelines  
Member Publications  
Research Programs  
Research Investigators  
Member Directory  
Tutorials

**RIP-DTR - Mouse Strain RES235****Mouse Information**

<b>Common Name:</b>	RIP-DTR
<b>MGI Official Name:</b>	C57/CBAJ-Tg(Ins2- HBEGF) <sup>6832Ugfm</sup>
<b>Description:</b>	Transgenic mice generated by pronuclear microinjection of a transgene encoding the human diphtheria toxin receptor (heparin binding epidermal growth factor, also termed DTR) under the control of the rat insulin II gene promoter (0.6kb-long fragment). The DTR coding sequence is flanked by the rabbit beta-globin intron and stop/polyA sequences.
<b>Categories:</b>	HUMANE

**Genetic Alterations**

<b>1) BAC or Transgene Insertion</b>	
<b>Type of Vector</b>	Plasmid
<b>Promoter</b>	Insulin (Ins - <a href="#">MGI:16333</a> )
<b>Expressed Gene</b>	human HB EGF (DTR - <a href="#">MGI:96070</a> )
<b>Description of Transgene</b>	<i>Not provided</i>
<b>Vector Genbank File</b>	<i>Not provided</i>
<b>Citations</b>	<i>Not provided</i>

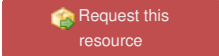
**Strain Information**

<b>Strain Type:</b>	Congenetic Strain
<b>Chimera/Founder Genetic Background:</b>	C57/CBAJ
<b>Current Genetic Background:</b>	C57BL/6 (date recorded: 03/27/2015)
<b>Strain Description:</b>	Not provided

**Associated Images**

*No associated images have been supplied*


**Repositories**

<b>Herrera Lab</b>	<b>Stock #:</b> <i>Not provided</i> <b>Availability Notes:</b> <i>Not provided</i>
	

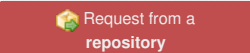
**Contact Information**

<b>Preferred Contact</b>	
<b>Name</b>	
<b>Institution</b>	<i>Not provided</i>
<b>Phone</b>	<i>Not provided</i>
<b>Email</b>	
<b>Primary Lab Contact</b>	
<b>Name</b>	Pedro Herrera
<b>Institution</b>	University of Geneva Faculty of Medicine
<b>Phone</b>	+4122 379 5225

**Access Status**

 This resource is publicly viewable.

**Request this Resource**




Primary contributor: [Herrera Lab](#)

**Resource Tags**

mouse, mouse strain, RIP-DTR





**Resource History & Actions**

Approved on May 06, 2008  
Last modified on May 06, 2008



**Related resources****BCBC**

*No matching resources*

**Other Consortia**

*No matching resources*

Data courtesy of [dkCOIN](#). Only public resources are displayed.


Email [pedro.herrera@unige.ch](mailto:pedro.herrera@unige.ch)

## Associated Publications

*No publications associated*

## Comments

*There are no comments for this entry.*

 Login to add  
comments

[Home](#) · [Your Account](#) · [News & Events](#) · [Resources](#) · [Policies & Guidelines](#) · [About Us](#) · [FAQ](#) · [Site Map](#)

© 2002-2015 Beta Cell Biology Consortium - All Rights Reserved. [Terms of usage and disclaimer](#).

