

**My Account**

Login  
Create Account

**Resources**

View All (813)  
Adenoviruses (137)  
Antibodies (175)  
Bioimages (67)  
Genomics Studies (145)  
mESC Lines (68)  
Mouse Strains (120)  
Miscellaneous (46)  
Protocols (55)  
Research Data (4)  
Resource Tags (389)  
Visualization (9)

**Research & Cores**

Core Facilities (5)  
Research Highlights (5)  
Research Networks  
Research Objectives

**Information**

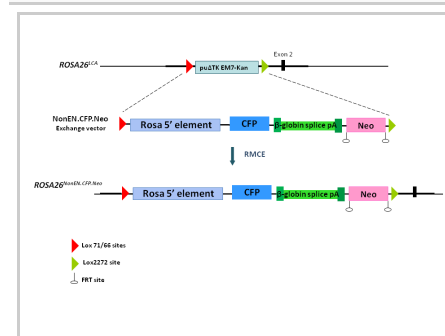
About the BCBC  
BCBC Events  
Branding & Logos  
Career Opportunities  
Health  
NIH hESC Registry  
Policies & Guidelines  
Member Publications  
Research Programs  
Research Investigators  
Member Directory  
Tutorials

**Rosa26<sup>Non-EN-CFP-Neo</sup> - ES Cell Line RES2401****ESC Line Information**

Cell Line Name:	Rosa26 <sup>Non-EN-CFP-Neo</sup>
Parental Cell Line:	TL-1 / Rosa26[LCA] clone 5B9
Background Strain:	129
Culturing Protocol:	<a href="#">std_mesc_culture.doc</a>
Description:	This ES cell line contains CFP (Cerulean) inserted into a Rosa26 <sup>LCA</sup> allele by recombinase mediated cassette exchange. These cells were used to identify the optimal arrangement of regulatory elements for fluorescent protein expression from a single genomic copy.

**Genetic Alterations****1) RMCE Targeted Mutagenesis**

Type of Allele	Gene Replacement				
Targeted Gene	gene trap ROSA 26, Philippe Soriano (Gt(ROSA)26Sor - <a href="#">NCBI GeneID:14910</a> )				
Targeted Allele	targeteted mutation 1.8 (Rosa26 <sup>tm1.8(Non-EN-CFP)</sup> )				
Description of Targeting Vector	Not available				
Targeting Vector Genbank File	<a href="#">pRosa26.LCA3.gb</a>				
Recombinase-Mediated Cassette Exchange Stage					
Type of Allele:	Not available				
Exchanged Cassette Gene	Not provided. ( <a href="#">MGI:14910</a> )				
Exchanged Cassette Allele Name	Rosa26 <sup>LCA</sup>				
Description of Exchange Vector	Not provided				
Exchange Vector Genbank File:	<a href="#">prosa.nonen.cfp.bgsplicepa.neo.gb</a>				
Citations	<table border="1"> <thead> <tr> <th>PubMedID</th> <th>Citation</th> </tr> </thead> <tbody> <tr> <td><a href="#">21324933</a></td> <td><a href="#">Quantification of factors influencing fluorescent protein expression using RMCE to generate an allelic series in the ROSA26 locus in mice.</a> (2011) <i>Dis Model Mech</i> 4: 537-47 (Added 2012-09-24 16:36:23.369844)</td> </tr> </tbody> </table>	PubMedID	Citation	<a href="#">21324933</a>	<a href="#">Quantification of factors influencing fluorescent protein expression using RMCE to generate an allelic series in the ROSA26 locus in mice.</a> (2011) <i>Dis Model Mech</i> 4: 537-47 (Added 2012-09-24 16:36:23.369844)
PubMedID	Citation				
<a href="#">21324933</a>	<a href="#">Quantification of factors influencing fluorescent protein expression using RMCE to generate an allelic series in the ROSA26 locus in mice.</a> (2011) <i>Dis Model Mech</i> 4: 537-47 (Added 2012-09-24 16:36:23.369844)				


**Associated Images****Image 1****Description:**

A cyan (Cerulean) fluorescent protein gene was placed under the control of a 4kb Rosa 26 promoter element followed by an intronic region and polyA site from the rabbit beta globin gene.


**Reference:**

21324933

**Repositories****Access Status**

 This resource is publicly viewable.

**Request this Resource**

 Request from a repository


Primary contributor: [Magnuson Lab](#)

Co-contributed by:

- [BCBC Mouse / ES Cell Core](#)

**Resource Tags**

embryonic, es, esc, mESC Core, RMCE, Rosa26<sup>Non-EN-CFP-Neo</sup>, stem, TL1, Rosa26<sup>LCA</sup> clone 5B9

 Login to edit tags

 Read more about tags

**Resource History & Actions**

Approved on Nov 09, 2009

Last modified on Mar 04, 2011

 Login to edit or request an edit

**Related resources****BCBC**

No matching resources

**Other Consortia**

No matching resources

Data courtesy of [dkCOIN](#). Only public resources are displayed.

**Magnuson Lab**

*Out of stock*

**Stock #:** VUMC

**Availability Notes:** *Not provided*

---

**Contact Information**

**Preferred Contact**

**Name** Mark Magnuson

**Institution** Vanderbilt University

**Phone** 615-322-7006

**Email** [mark.magnuson@vanderbilt.edu](mailto:mark.magnuson@vanderbilt.edu)

---


**Associated Publications**

*No publications associated*

---

**Comments**

*There are no comments for this entry.*

 Login to add  
comments

[Home](#) · [Your Account](#) · [News & Events](#) · [Resources](#) · [Policies & Guidelines](#) · [About Us](#) · [FAQ](#) · [Site Map](#)

© 2002-2015 Beta Cell Biology Consortium - All Rights Reserved. [Terms of usage and disclaimer.](#)

