

My Account

Login
Create Account

Resources

View All (813)
Adenoviruses (137)
Antibodies (175)
Bioimages (67)
Genomics Studies (145)
mESC Lines (68)
Mouse Strains (120)
Miscellaneous (46)
Protocols (55)
Research Data (4)
Resource Tags (389)
Visualization (9)

Research & Cores

Core Facilities (5)
Research Highlights (5)
Research Networks
Research Objectives

Information

About the BCBC
BCBC Events
Branding & Logos
Career Opportunities
Health
NIH hESC Registry
Policies & Guidelines
Member Publications
Research Programs
Research Investigators
Member Directory
Tutorials

Ptf1a^{LCA}-CreER - Mouse Strain RES244**Mouse Information**

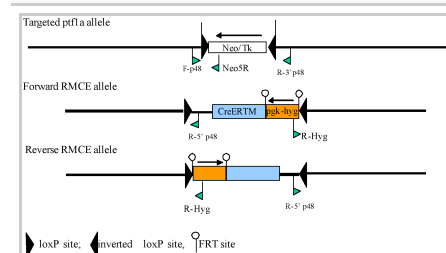
Common Name:	Ptf1a ^{LCA} -CreER
MGI Official Name:	Ptf1a ^{tm2(cre/ESR1)Cvw}
Description:	CreER knock-in into Ptf1a locus replacing part of the exon1 at the translation initiator ATG position using RMCE method.
Categories:	Cre-lox inducible

Genetic Alterations

1) RMCE Targeted Mutagenesis	
Type of Allele	Cassette Acceptor
Targeted Gene	pancreas specific transcription factor, 1a (Ptf1a - NCBI GeneID:19213)
Targeted Allele	targeted mutation 1 (Ptf1a ^{tm1(LCA)} - MGI:1328312)
Description of Targeting Vector	Not Available
Targeting Vector Genbank File	Ptf1a.LCA.gb
Recombinase-Mediated Cassette Exchange Stage	
Type of Allele:	Not available
Exchanged Cassette Gene	Not provided. (MGI:19213)
Exchanged Cassette Allele Name	Ptf1a ^{tm2(cre/ESR1)}
Description of Exchange Vector	Ptf1a(LCA)-CreER
Exchange Vector Genbank File:	pPtf1a.Cre_ERTM.gb
Citations	Not Available


Strain Information

Strain Type:	Mixed
Chimera/Founder Genetic Background:	129S6/SvEvTac
Current Genetic Background:	129S6/SvEvTac (date recorded: 04/03/2015)
Strain Description:	Not provided


Associated Images**Image 1****Description:**

Ptf1a is expressed in the pancreatic acinar cell lineage and also in a poorly-defined (putative multipotent) pancreatic progenitor population that gives rise to endocrine, acinar and duct population. By expressing tamoxifen-inducible Cre recombinase from the endogenous Ptf1a locus, lineage-tracing experiments can determine at what developmental stage Ptf1a expression becomes restricted to the acinar cell lineage with a

Access Status

 This resource is publicly viewable.


Request this Resource


 Request from a repository

Primary contributor: [Wright Lab](#)
Co-contributed by:
• [BCBC Mouse / ES Cell Core](#)

Resource Tags


Cre, ESR1, mESC Core, mouse, mouse strain, Ptf1a, Ptf1a^{LCA}-CreER, Ptf1a^{tm2(cre/ESR1)Cvw}, RMCE

 Login to edit tags

 Read more about tags

Resource History & Actions

Approved on Aug 14, 2008
Last modified on Apr 03, 2015

 Login to edit or request an edit

Related resources**BCBC**

No matching resources

Other Consortia

No matching resources

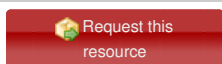
Data courtesy of [dkCOIN](#). Only public resources are displayed.

better understanding of the spatiotemporal distribution and developmental potential of the Ptf1a-expressing cells. These mice will also be a useful tool for selectively targeting recombinase activity to the pancreatic acinar cell lineage or early pancreatic progenitors for the conditional deletion or ectopic activation of genes of interest.

Reference:
Not provided

Repositories

Wright Lab



Stock #: *Not provided*
Availability Notes: *Not provided*

Contact Information

Preferred Contact

Name	Chris Wright
Institution	Vanderbilt University
Phone	615-343-8256
Email	chris.wright@vanderbilt.edu

Primary Lab Contact

Name	Fong Cheng Pan
Institution	Vanderbilt University
Phone	+1 615 343 8258
Email	fong.c.pan@vanderbilt.edu

Associated Publications

No publications associated

Comments

There are no comments for this entry.

