

**My Account**

Login  
Create Account

**Resources**

View All (813)  
Adenoviruses (137)  
Antibodies (175)  
Bioimages (67)  
Genomics Studies (145)  
mESC Lines (68)  
Mouse Strains (120)  
Miscellaneous (46)  
Protocols (55)  
Research Data (4)  
Resource Tags (389)  
Visualization (9)

**Research & Cores**

Core Facilities (5)  
Research Highlights (5)  
Research Networks  
Research Objectives

**Information**

About the BCBC  
BCBC Events  
Branding & Logos  
Career Opportunities  
Health  
NIH hESC Registry  
Policies & Guidelines  
Member Publications  
Research Programs  
Research Investigators  
Member Directory  
Tutorials

**DII1<sup>fllox</sup> - Mouse Strain RES246****Mouse Information**

<b>Common Name:</b>	DII1 <sup>fllox</sup>
<b>MGI Official Name:</b>	DII1 <sup>tm1Hri</sup>
<b>Description:</b>	This is a targeted mutation of the Notch ligand DII1, introducing two loxP sites flanking the exons encoding the DSL domain.
<b>Categories:</b>	Cre-lox floxed alleles

**Genetic Alterations**

<b>1) Targeted Mutagenesis</b>	
<b>Type of Allele</b>	Conditional Null
<b>Targeted Gene</b>	Delta-like 1 (DII1 - <a href="#">NCBI GeneID:13388</a> )
<b>Targeted Allele</b>	targeted mutation 1 (DII1 <sup>tm1Hri</sup> - <a href="#">MGI:104659</a> )
<b>Description of Targeting Vector</b>	Introduces: 1) two loxP sites flanking the exons encoding the DSL domain, and 2) a neo cassette flanked by Flp sites.
<b>Targeting Vector Genbank File</b>	<i>Not provided</i>
<b>Citations</b>	Not Available

**Strain Information**

<b>Strain Type:</b>	Congenic Strain
<b>Chimera/Founder Genetic Background:</b>	129
<b>Current Genetic Background:</b>	C57BL/6 (date recorded: 03/27/2015)
<b>Strain Description:</b>	Originally on a mixed 129 x B6 background and now back crossed to B6 for 6 generations.

**Associated Images**

*No associated images have been supplied*

**Repositories**

<b>Serup Lab</b>	
<i>No URL supplied for repository</i>	<b>Stock #:</b> VUMC-DF
	<b>Availability Notes:</b> <i>Not provided</i>


**Contact Information**

<b>Preferred Contact</b>	
<b>Name</b>	Palle Serup
<b>Institution</b>	University of Copenhagen
<b>Phone</b>	+45 35 33 51 95
<b>Email</b>	<a href="mailto:palle.serup@sund.ku.dk">palle.serup@sund.ku.dk</a>


**Associated Publications**

Publication	Citation
<a href="#">22529374</a>	Horn S, Kobberup S, Jørgensen MC, Kalisz M, Klein T, Kageyama R, Gegg M, Lickert H, Lindner J, Magnuson MA, Kong YY, Serup P, Ahnfelt-Rønne J, Jensen JN <a href="#">Mind bomb 1 is required for pancreatic <math>\beta</math>-cell formation</a> (2012) <i>Proc</i>

**Access Status**

 This resource is publicly viewable.

**Request this Resource**

 Request from a repository

Primary contributor: [Palle Serup](#)  
Co-contributed by:  

- [BCBC Mouse / ES Cell Core](#)

**Resource Tags**

DII1, DII1<sup>fllox</sup>, mESC Core, mouse, mouse strain

 Login to edit tags

 [Read more about tags](#)

**Resource History & Actions**

Approved on Aug 21, 2008  
Last modified on Aug 21, 2008

 Login to edit or request an edit

**Related resources**

**BCBC**  
*No matching resources*

**Other Consortia**  
*No matching resources*


Data courtesy of [dkCOIN](#). Only public resources are displayed.

---

## Comments

---

*There are no comments for this entry.*

 Login to add  
comments

[Home](#) · [Your Account](#) · [News & Events](#) · [Resources](#) · [Policies & Guidelines](#) · [About Us](#) · [FAQ](#) · [Site Map](#)

© 2002-2015 Beta Cell Biology Consortium - All Rights Reserved. [Terms of usage and disclaimer](#).

