

My Account

Login
Create Account

Resources

View All (813)
Adenoviruses (137)
Antibodies (175)
Bioimages (67)
Genomics Studies (145)
mESC Lines (68)
Mouse Strains (120)
Miscellaneous (46)
Protocols (55)
Research Data (4)
Resource Tags (389)
Visualization (9)

Research & Cores

Core Facilities (5)
Research Highlights (5)
Research Networks
Research Objectives

Information

About the BCBC
BCBC Events
Branding & Logos
Career Opportunities
Health
NIH hESC Registry
Policies & Guidelines
Member Publications
Research Programs
Research Investigators
Member Directory
Tutorials

Rosa26^{R26-60-6XNotch-TA-Cerulean} - ES Cell Line RES2802**ESC Line Information**

Cell Line Name:	Rosa26 ^{R26-60-6XNotch-TA-Cerulean}
Parental Cell Line:	TL-1 / Rosa26(LCA) clone 5B9
Background Strain:	129
Culturing Protocol:	Std_mESC_Culture.doc
Description:	The binding site for Rbpj, the transcriptional mediator of Notch signaling was inserted into the Rosa 26 locus replacing nucleotides -60 to -228. The complete insert contains the Rbpj cis element in a series of six repeats. Each repeat includes a 31 base-pair region derived from the CBF1/Rbpj binding region of the C-promoter of EBV (cataaatTTTTCCACGcggtgttacacc). Uppercase letters are the consensus Rbpj binding sequence within the 31-bp element (Hsieh et al., MCB 16:952, 1996)."

Genetic Alterations

1) RMCE Targeted Mutagenesis	
Type of Allele	Cassette Acceptor
Targeted Gene	gene trap ROSA 26, Philippe Soriano (Gt(ROSA)26Sor - NCBI GeneID:14910)
Targeted Allele	targeted mutation 1 (Rosa26 ^{tm1(LCA)} - MGI:104735)
Description of Targeting Vector	The Rosa 26 cassette acceptor allele was created by replacing a 5.165 kb region of this gene containing exon 1 with a floxed tk-neo cassette, a puromycin-delta-thymidine kinase fusion gene driven by the mouse phosphoglycerol kinase promoter (pU-deltaTK) and a neomycin resistant gene driven by the bacterial EM7 promoter (EM7neo) flanked by minimal (34 bp) tandemly oriented lox71 and lox2272 sites.
Targeting Vector Genbank File	pRosa26.LCA.gb
Recombinase-Mediated Cassette Exchange Stage	
Type of Allele:	Gene Replacement
Exchanged Cassette Gene	Not provided.
Exchanged Cassette Allele Name	Rosa26(R26-60-6XNotch-TA-Cerulean)
Description of Exchange Vector	not available
Exchange Vector Genbank File:	6xnotchrosa2660.txt
Citations	Not Available


Associated Images

Image 1


Description:

Conceptual nucleotide sequence of the cassette for the RMCE of a synthetic Notch-signal responsive promoter for insertion/replacement into the Rosa26-LCA. This replaces native Rosa26 gene

Access Status

 This resource is publicly viewable.

Request this Resource

 Request from a repository

Primary contributor: [MacDonald Lab](#)
Co-contributed by:
• [BCBC Mouse / ES Cell Core](#)

Resource Tags


embryonic, es, esc, Rosa26^{R26-60-6XNotch-TA-Cerulean}, stem, TL1-Rosa26(LCA) 5B9

 Login to edit tags

 Read more about tags

Resource History & Actions

Approved on Jan 20, 2010
Last modified on Dec 20, 2010

 Login to edit or request an edit


Related resources**BCBC**

No matching resources

Other Consortia

No matching resources

Data courtesy of [dkCOIN](#). Only public resources are displayed.



sequences from -60 to +81 with the Notch responsive promoter. These ES cells may be useful to monitor Notch signaling.

Light blue: Rosa26-60

Red: 6XNotch

Dark green: Cerulean

Light green: Ampicillin

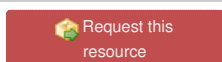
Blue: Vector

Black: lox

Reference:
Not provided

Repositories

Magnuson Lab



Stock #: BCBC2802

Availability Notes: *Not provided*

Contact Information

Preferred Contact

Name	Ray MacDonald
Institution	University of Texas Southwestern Medical Center
Phone	214-648-1923
Email	raymond.macdonald@utsouthwestern.edu

Associated Publications

No publications associated

Comments

There are no comments for this entry.

