

My Account

[Login](#)
[Create Account](#)

Resources

[View All \(813\)](#)
[Adenoviruses \(137\)](#)
[Antibodies \(175\)](#)
[Bioimages \(67\)](#)
[Genomics Studies \(145\)](#)
[mESC Lines \(68\)](#)
[Mouse Strains \(120\)](#)
[Miscellaneous \(46\)](#)
[Protocols \(55\)](#)
[Research Data \(4\)](#)
[Resource Tags \(389\)](#)
[Visualization \(9\)](#)

Research & Cores

[Core Facilities \(5\)](#)
[Research Highlights \(5\)](#)
[Research Networks](#)
[Research Objectives](#)

Information

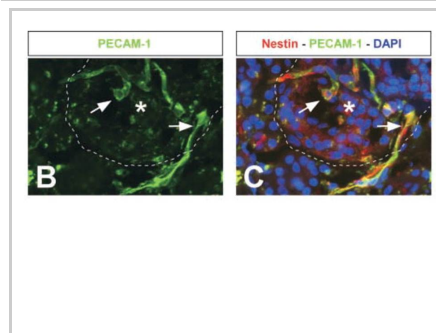
[About the BCBC](#)
[BCBC Events](#)
[Branding & Logos](#)
[Career Opportunities](#)
[Health](#)
[NIH hESC Registry](#)
[Policies & Guidelines](#)
[Member Publications](#)
[Research Programs](#)
[Research Investigators](#)
[Member Directory](#)
[Tutorials](#)

Monoclonal Human PECAM-1 raised in Mouse - Antibody RES286**Antibody Information**

Antibody ID:	AB1667
Antigen:	PECAM-1 (NCBI Gene ID: 5175)
Type:	Monoclonal
Isotype:	IgG1
Immunogen Source:	cell preparation from spleen
Raised In:	Mouse
Peptide:	<i>Not provided</i>
Source of Antigen:	Human
Cross Reacts With:	Human
Affinity Purified:	Purified
Purity Details:	450ug/ml
Positive Control:	human pancreas tissue
Notes:	<i>Not provided</i>

Applications and Uses

Application	Concentration	Storage Buffer	Protocols and Description
IHC-P	1:100	PBS	Description: <i>Not provided</i> Protocols: 1. Fluorescence

Associated Images**Image 1**

Description:
expression of PECAM1 in human pancreas.

Reference:
12754281

Repositories**DAKO**


[Request via \[www.dakocytomation.com\]\(http://www.dakocytomation.com\) website](#)

Stock #: M 0823
Availability Notes: *Not provided*

Contact Information**Preferred Contact**

Name	Dako
Institution	<i>Not provided</i>
Phone	800-235-5763
Email	customer.service.us@dako.com

Associated Publications**Access Status**

 This resource is publicly viewable.

Request this Resource

[Request from a repository](#)

Primary contributor: [Antibody Core](#)

(Retired)

Co-contributed by:

- [Antibody Core \(USA\)](#)

Resource Tags

antibody, Human, Monoclonal, PECAM-1

[Login to edit tags](#)

[Read more about tags](#)

Resource History & Actions

Approved on
 Last modified on Oct 30, 2012

[Login to edit or request an edit](#)

Related resources**BCBC**

No matching resources

Other Consortia

No matching resources

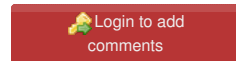
Data courtesy of [dkCOIN](#). Only public resources are displayed.

Publication Citation

12754281 Klein T, Ling Z, Heimberg H, Madsen OD, Heller RS, Serup P Nestin is expressed in vascular endothelial cells in the adult human (2003) *J Histochem Cytochem* **51**: 697-706 (Added April 04, 2006)

Comments

There are no comments for this entry.



[Home](#) · [Your Account](#) · [News & Events](#) · [Resources](#) · [Policies & Guidelines](#) · [About Us](#) · [FAQ](#) · [Site Map](#)

© 2002-2015 Beta Cell Biology Consortium - All Rights Reserved. [Terms of usage and disclaimer](#).

