

My Account

[Login](#)
[Create Account](#)

Resources

[View All \(813\)](#)
[Adenoviruses \(137\)](#)
[Antibodies \(175\)](#)
[Bioimages \(67\)](#)
[Genomics Studies \(145\)](#)
[mESC Lines \(68\)](#)
[Mouse Strains \(120\)](#)
[Miscellaneous \(46\)](#)
[Protocols \(55\)](#)
[Research Data \(4\)](#)
[Resource Tags \(389\)](#)
[Visualization \(9\)](#)

Research & Cores



[Core Facilities \(5\)](#)
[Research Highlights \(5\)](#)
[Research Networks](#)
[Research Objectives](#)

Information

[About the BCBC](#)
[BCBC Events](#)
[Branding & Logos](#)
[Career Opportunities](#)
[Health](#)
[NIH hESC Registry](#)
[Policies & Guidelines](#)
[Member Publications](#)
[Research Programs](#)
[Research Investigators](#)
[Member Directory](#)
[Tutorials](#)

Transcriptome profiling of e11.25 mouse pancreas: comparison between Ngn3^{-/-} and Ngn3^{-/-}; Pdx1::Ngn3ERTM pancreatic epithelium. - Study GBCO3733

Genomics Study Specifications

Study Name	Transcriptome profiling of e11.25 mouse pancreas: comparison between Ngn3 ^{-/-} and Ngn3 ^{-/-} ; Pdx1::Ngn3ER TM pancreatic epithelium.
Contact Name	Anne Grapin-Botton (ISREC (Swiss Institute for Experimental Cancer Research) EPFL (Ecole Polytechnique Federale de Lausanne) EPFL SV ISREC - UPGRA)
Publication	Not provided
My Strategies	Return to My Strategies page
Classification	Targets and roles of transcriptional regulators; Pancreas development and growth
Links	 Biomaterials Graph  ArrayExpress
BCBC Release Date	January 19, 2010
Public Release Date	July 29, 2011
Citation	<i>unavailable</i>

Synopsis**Study Description**

Goals

Approaches

Results

Conclusions

Related Studies

Individual pancreatic buds of crosses between Ngn3^{+/-} and Ngn3^{+/-}; Pdx1::Ngn3ERTM-IRES-GFP were dissected. Pregnant females were injected intra-peritoneal with 2mg of Tamoxifen at e10.25 (9 am) and dissected at e11.25 (9 to 11 am). Most of the mesenchymal tissue was removed to reduce the tissue complexity of the sample and enrich in epithelial pancreas progenitors. Moreover, at that developmental stage, Pdx1 promoter exhibit strong and homogenous expression levels. Rescuing Ngn3 expression only 24 hours before dissection (12h before activity, due to the time to process tamoxifen into the active compound 4OH tamoxifen) enriches the gene list in direct targets of Ngn3.

Platform types Expression, Expression microarray

Platforms [Show platform Affymetrix Mouse430_2](#)

Study Design Type

- genetic_modification_design

Study Factors [Show study factors](#)

Study Assays [Show study assays](#)


Access to Study Data

This Study Data is publicly available to all users.


Gene List(s)

Use the following form(s) to refine the parameters and add the gene list to a strategy:

Access Status

 This resource is publicly viewable.


Request this Resource

 Request from a repository

Primary contributor: [Grapin-Botton Lab](#)

Resource Tags

Ngn3, ngn3

 Login to edit tags

 Read more about tags

Resource History & Actions

Approved on Jan 19, 2010
Last modified on Jan 17, 2012

 Login to edit or request an edit

Related resources**BCBC**

No matching resources

Other Consortia

No matching resources

Data courtesy of [dkCOIN](#). Only public resources are displayed.

Mouse Pdx1::Ngn3ER versus Ngn3 knock out pancreatic epithelium

|Fold Change| Greater Than:

Confidence Level: High Confidence All Results

For a microarray experiment a result with high confidence has a confidence level of at least 80%.

For a ChIP-chip experiment a result with high confidence has a confidence level of at least 90% and all fold changes are positive.

Reference (Denominator): Ngn3 knock out

Genome Browser


There are no genome browser tracks currently available for this study.

Lists of Locations

There are no genomic location datasets currently available for this study.

Repositories


Grapin-Botton Lab

 Request this resource

Stock #: Not provided
Availability Notes: Not provided

Comments

There are no comments for this entry.

 Login to add comments

