

My Account

[Login](#)
[Create Account](#)

Resources

[View All \(813\)](#)
[Adenoviruses \(137\)](#)
[Antibodies \(175\)](#)
[Bioimages \(67\)](#)
[Genomics Studies \(145\)](#)
[mESC Lines \(68\)](#)
[Mouse Strains \(120\)](#)
[Miscellaneous \(46\)](#)
[Protocols \(55\)](#)
[Research Data \(4\)](#)
[Resource Tags \(389\)](#)
[Visualization \(9\)](#)

Research & Cores

[Core Facilities \(5\)](#)
[Research Highlights \(5\)](#)
[Research Networks](#)
[Research Objectives](#)

Information

[About the BCBC](#)
[BCBC Events](#)
[Branding & Logos](#)
[Career Opportunities](#)
[Health](#)
[NIH hESC Registry](#)
[Policies & Guidelines](#)
[Member Publications](#)
[Research Programs](#)
[Research Investigators](#)
[Member Directory](#)
[Tutorials](#)

Monoclonal Mouse Ngn3 raised in Mouse - Antibody RES304**Antibody Information**

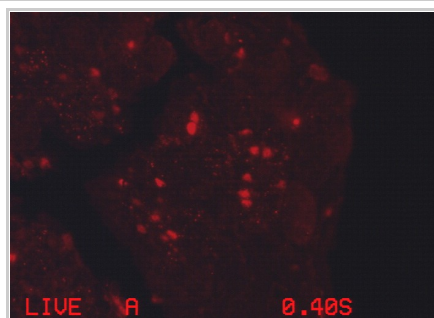
Antibody ID:	AB2012
Antigen:	Ngn3 (NCBI Gene ID: 11925)
Type:	Monoclonal
Isotype:	IgG1
Immunogen Source:	Fusion Protein
Raised In:	Mouse
Peptide:	GST-mNgn3(aa1-aa95)
Source of Antigen:	Mouse
Cross Reacts With:	Mouse
Affinity Purified:	Affinity Purified
Purity Details:	<i>Not provided</i>
Positive Control:	Mouse Pancreas
Notes:	<i>Not provided</i>

Applications and Uses

Application	Concentration	Storage Buffer	Protocols and Description
WB	0.5 ug/ml	PBS, 0.05% Sodium Azide	Description: <i>Not provided</i> Protocols: <i>Not provided</i>
IHC-AIP	1:100 - 1:500 dilutions	PBS with 0.05% Sodium Azide	Description: IHC staining is performed with TSA, as staining without gives a very weak signal Protocols: 1. IHC staining with TSA

Associated Images

Image 1



Description:
IHC staining of Mouse Pancreas with anti-mNgn3 mAb F15A6 using TSA amplification


Reference:
Not provided

Image 2


Description:
WB with anti-Ngn3 mAb F15A6

Reference:
Not provided

Access Status

 This resource is publicly viewable.

Request this Resource

 Request from a repository


Primary contributor: [Antibody Core \(Retired\)](#)

Co-contributed by:

- [Antibody Core \(USA\)](#)

Resource Tags


AbCore, antibody, Monoclonal, Mouse, Ngn3

 Login to edit tags

 Read more about tags

Resource History & Actions

Approved on
Last modified on Jul 01, 2004

 Login to edit or request an edit

Related resources**BCBC**

No matching resources

Other Consortia

No matching resources

Data courtesy of [dkCOIN](#). Only public resources are displayed.



Repositories

BCBC members may [Login](#) to request this resource.

Contact Information

Preferred Contact

Name	Ole Madsen
Institution	Hagedorn Research Institute
Phone	+45 4443 9197
Email	odm@hagedorn.dk

Associated Publications


No publications associated

Comments



03/29/2005 06:55 AM
[Inger Lund Pedersen](#)

For E14.5d mouse pancreas, the IF-TSA (from Molecular Probes) approach much better than conventional IF (using the protocol available from the BCBC website); 1:800 dilution optimal with TSA. Low, but effective detection of NGN3 + nuclei. Requires unusually high Ab concentration for TSA protocol. Ranks third of the three new monoclonal anti-NGN3's.

 [Login to add comments](#)

[Home](#) · [Your Account](#) · [News & Events](#) · [Resources](#) · [Policies & Guidelines](#) · [About Us](#) · [FAQ](#) · [Site Map](#)

© 2002-2015 Beta Cell Biology Consortium - All Rights Reserved. [Terms of usage and disclaimer](#).

