

My Account

[Login](#)
[Create Account](#)

Resources

[View All \(813\)](#)
[Adenoviruses \(137\)](#)
[Antibodies \(175\)](#)
[Bioimages \(67\)](#)
[Genomics Studies \(145\)](#)
[mESC Lines \(68\)](#)
[Mouse Strains \(120\)](#)
[Miscellaneous \(46\)](#)
[Protocols \(55\)](#)
[Research Data \(4\)](#)
[Resource Tags \(389\)](#)
[Visualization \(9\)](#)

Research & Cores

[Core Facilities \(5\)](#)
[Research Highlights \(5\)](#)
[Research Networks](#)
[Research Objectives](#)

Information

[About the BCBC](#)
[BCBC Events](#)
[Branding & Logos](#)
[Career Opportunities](#)
[Health](#)
[NIH hESC Registry](#)
[Policies & Guidelines](#)
[Member Publications](#)
[Research Programs](#)
[Research Investigators](#)
[Member Directory](#)
[Tutorials](#)

Polyclonal Mouse mArx raised in Guinea Pig - Antibody RES3102**Antibody Information**

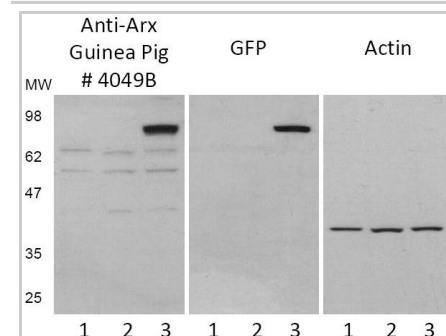
Antibody ID:	AB2834
Antigen:	mArx (NCBI Gene ID: 11878)
Type:	Polyclonal
Isotype:	Not Applicable
Immunogen Source:	Peptide
Raised In:	Guinea Pig
Peptide:	aa 1-100 mArx N-term
Source of Antigen:	Mouse
Cross Reacts With:	Mouse
Affinity Purified:	Serum
Purity Details:	<i>Not provided</i>
Positive Control:	Transfected cells
Notes:	This reagent is not fully validated and requires further characterization.

Applications and Uses

Application	Concentration	Storage Buffer	Protocols and Description
WB	<i>Not provided</i>	<i>Not provided</i>	Description: <i>Not provided</i> Protocols:
IHC	<i>Not provided</i>	<i>Not provided</i>	Description: <i>Not provided</i> Protocols:

Associated Images

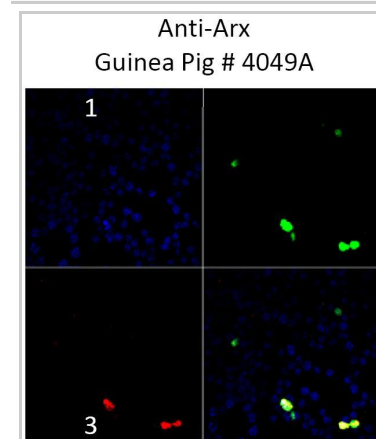
Image 1



Description:
WB on alphaTC. 1: cell lysate. 1: Untreated 2: Transfected with empty vector 3: Transfected with Arx-GFP fusion protein

Reference:
Not provided


Image 2




Description:
ICC staining on alphaTC. 1: cells transfected with Arx-GFP fusion protein. 1: DAPI, 2: GFP, 3: Anti-Arx (Cy3), 4: Overlay

Reference:
Not provided

Access Status

 This resource is publicly viewable.

Request this Resource

 Request from a repository

Primary contributor: [Antibody Core](#)


(Retired)


Co-contributed by:

- [Antibody Core \(USA\)](#)

Resource Tags


antibody, mArx, Mouse, Polyclonal

 Login to edit tags

 Read more about tags

Resource History & Actions

Approved on
Last modified on Jun 22, 2012

 Login to edit or request an edit

Related resources**BCBC**

No matching resources

Other Consortia

No matching resources

Data courtesy of [dkCOIN](#). Only public resources are displayed.

Repositories

BCBC members may [Login](#) to request this resource.

BCBC members may [Login](#) to request this resource.

Contact Information

Preferred Contact

Name	Michael Ray
Institution	Vanderbilt University
Phone	(615)343-8258
Email	michael.ray@vanderbilt.edu

Associated Publications

No publications associated

Comments

There are no comments for this entry.

 [Login to add comments](#)

