

My Account[Login](#)[Create Account](#)**Resources**[View All \(813\)](#)[Adenoviruses \(137\)](#)[Antibodies \(175\)](#)[Bioimages \(67\)](#)[Genomics Studies \(145\)](#)[mESC Lines \(68\)](#)[Mouse Strains \(120\)](#)[Miscellaneous \(46\)](#)[Protocols \(55\)](#)[Research Data \(4\)](#)[Resource Tags \(389\)](#)[Visualization \(9\)](#)**Research & Cores**[Core Facilities \(5\)](#)[Research Highlights \(5\)](#)[Research Networks](#)[Research Objectives](#)**Information**[About the BCBC](#)[BCBC Events](#)[Branding & Logos](#)[Career Opportunities](#)[Health](#)[NIH hESC Registry](#)[Policies & Guidelines](#)[Member Publications](#)[Research Programs](#)[Research Investigators](#)[Member Directory](#)[Tutorials](#)

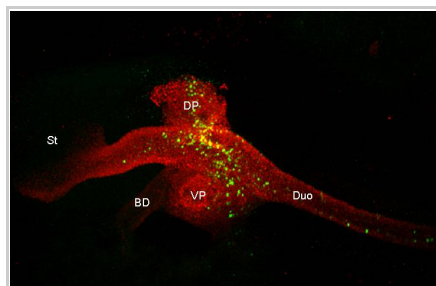
Monoclonal Aequorea victoria Green Fluorescent Protein raised in Mouse - Antibody RES334

Antibody Information

Antibody ID:	AB2135
Antigen:	Green Fluorescent Protein (<i>No Gene ID associated</i>)
Type:	Monoclonal
Isotype:	IgG2b
Immunogen Source:	Fusion Protein
Raised In:	Mouse
Peptide:	GST-Full length (246aa)
Source of Antigen:	Aequorea victoria
Cross Reacts With:	Unknown
Affinity Purified:	Purified
Purity Details:	<i>Not provided</i>
Positive Control:	<i>Not provided</i>
Notes:	<i>Not provided</i>

Applications and Uses

Application	Concentration	Storage Buffer	Protocols and Description
IHC	1:1000	<i>Not provided</i>	Description: Wholemount immunofluorescence as described in Ahnfelt-Ronne et al., 2007, J Histochem and cytochem: 55(9): 925-930. Protocols:

Associated Images**Image 1****Description:**

e4 chicken embryo. Stained in wholemount for Pdx1 1:2000 (red) and GFP 1:1000 (green). 3D projection from optical confocal sections. DP: dorsal pancreas, VP: ventral pancreas, BD: bile duct, St: stomach, Duo: duodenum

Reference:


Jonas Ahnfelt-Rønne, Hagedorn Research Institute

Repositories**Nordic Biosite**
[Request via www.biosite.se website](#)

Stock #: M048-3

Availability Notes: *Not provided***Contact Information****Preferred Contact**

Name	Nordic Biosite
Institution	<i>Not provided</i>
Phone	46 (0)8-544 433 40
Email	info@nordicbiosite.com

Associated Publications**Access Status**
 This resource is publicly viewable.
Request this Resource
[Request from a repository](#)
Primary contributor: [Antibody Core \(Retired\)](#)

Co-contributed by:

- [Antibody Core \(USA\)](#)

Resource Tags

Aequorea victoria, antibody, Green Fluorescent Protein, Monoclonal

[Login to edit tags](#)
[Read more about tags](#)
Resource History & Actions

Approved on


Last modified on Apr 11, 2007

[Login to edit or request an edit](#)
Related resources**BCBC***No matching resources***Other Consortia***No matching resources*Data courtesy of [dkCOIN](#). Only public resources are displayed.

No publications associated

Comments

There are no comments for this entry.

 Login to add
comments

[Home](#) · [Your Account](#) · [News & Events](#) · [Resources](#) · [Policies & Guidelines](#) · [About Us](#) · [FAQ](#) · [Site Map](#)

© 2002-2015 Beta Cell Biology Consortium - All Rights Reserved. [Terms of usage and disclaimer](#).

