

**My Account**

Login  
Create Account

**Resources**

View All (813)  
Adenoviruses (137)  
Antibodies (175)  
Bioimages (67)  
Genomics Studies (145)  
mESC Lines (68)  
Mouse Strains (120)  
Miscellaneous (46)  
Protocols (55)  
Research Data (4)  
Resource Tags (389)  
Visualization (9)



**Research & Cores**

Core Facilities (5)  
Research Highlights (5)  
Research Networks  
Research Objectives

**Information**

About the BCBC  
BCBC Events  
Branding & Logos  
Career Opportunities  
Health  
NIH hESC Registry  
Policies & Guidelines  
Member Publications  
Research Programs  
Research Investigators  
Member Directory  
Tutorials

**8-12 week old Pdx1<sup>+/-</sup> vs Pdx1<sup>+/+</sup> mouse littermates - Study GBCO3975****Genomics Study Specifications**

<b>Study Name</b>	8-12 week old Pdx1 <sup>+/-</sup> vs Pdx1 <sup>+/+</sup> mouse littermates
<b>Contact Name</b>	<a href="#">David Groff</a> (University of Pennsylvania)
<b>Publication</b>	<a href="http://www.ncbi.nlm.nih.gov/pubmed/19855005">http://www.ncbi.nlm.nih.gov/pubmed/19855005</a>
<b>My Strategies</b>	<a href="#">Return to My Strategies page</a>
<b>Classification</b>	Islet/beta-cell stimulation/injury; Cell stimulation/injury; Targets and roles of transcriptional regulators
<b>Links</b>	 <a href="#">Biomaterials Graph</a>  <a href="#">ArrayExpress</a>
<b>BCBC Release Date</b>	July 21, 2010
<b>Public Release Date</b>	July 21, 2010
<b>Citation</b>	Sachdeva MM, Claiborn KC, Khoo C, Yang J, Groff DN, Mirmira RG, Stoffers DA. <a href="#">Pdx1 (MODY4) regulates pancreatic beta cell susceptibility to ER stress</a> . Proc Natl Acad Sci U S A. 2009. 106:19090-5

**Synopsis**

<b>Study Description</b>	Goals	
Approaches	Results	Conclusions
Related Studies		

The aim of this experiment was to use global gene expression profiling to identify genes that are differentially expressed in the islets from Pdx1<sup>+/-</sup> mice compared to islets isolated from Pdx1<sup>+/+</sup> littermates. The Pdx1 null mutation consists of a nuclear targeted  $\alpha$ -galactosidase cassette fused in-frame with the N terminus of PDX-1.

<b>Platform types</b>	Expression, Expression microarray
<b>Platforms</b>	<a href="#">Show platform Mouse PancChip</a>
<b>Study Design Type</b>	<ul style="list-style-type: none"> <li>co-expression_design</li> <li>dye_swap_design</li> <li>genetic_modification_design</li> </ul>
<b>Study Factors</b>	<a href="#">Show study factors</a>
<b>Study Assays</b>	<a href="#">Show study assays</a>


**Access to Study Data**

This Study Data is publicly available to all users.


**Gene List(s)**

Use the following form(s) to refine the parameters and add the gene list to a strategy:

**Access Status**

 This resource is publicly viewable.


**Request this Resource**


 Request from a repository

Primary contributor: [Stoffers Lab](#)

**Resource Tags**

Ero1lb, Mouse PancChip 6.1 Mafa, Nnat, Pax4, Pdx1, pdx1, Slc2a2

 Login to edit tags

 Read more about tags

**Resource History & Actions**

Approved on Jul 21, 2010  
Last modified on Jan 17, 2012

 Login to edit or request an edit

**Related resources****BCBC**

No matching resources

**Other Consortia**

No matching resources

Data courtesy of [dkCOIN](#). Only public resources are displayed.

|Fold Change| Greater Than:

Confidence Level: High Confidence  All Results

*For a microarray experiment a result with high confidence has a confidence level of at least 80%.*

*For a ChIP-chip experiment a result with high confidence has a confidence level of at least 90% and all fold changes are positive.*

Reference (Denominator): WT Islets

[Find Genes](#)

### Genome Browser


*There are no genome browser tracks currently available for this study.*

### Lists of Locations

*There are no genomic location datasets currently available for this study.*

### Repositories

#### Stoffers Lab


 Request this resource

**Stock #:** *Not provided*

**Availability Notes:** *Not provided*

### Comments

*There are no comments for this entry.*

 Login to add comments

