

My Account

Login
Create Account

Resources

View All (813)

Adenoviruses (137)

Antibodies (175)

Bioimages (67)

Genomics Studies (145)

mESC Lines (68)

Mouse Strains (120)

Miscellaneous (46)

Protocols (55)

Research Data (4)

Resource Tags (389)

Visualization (9)

Research & Cores

Core Facilities (5)

Research Highlights (5)

Research Networks

Research Objectives

Information

About the BCBC

BCBC Events

Branding & Logos

Career Opportunities

Health

NIH hESC Registry

Policies & Guidelines

Member Publications

Research Programs



Research Investigators

Member Directory

Tutorials

Ptf1a-dependent gene expression during pancreas development (TLDA part) - Study GBCO4014

Genomics Study Specifications


Study Name	Ptf1a-dependent gene expression during pancreas development (TLDA part)								
Contact Name	Mark Magnuson (Vanderbilt University)								
Publication	Not provided								
My Strategies	Return to My Strategies page								
Classification	Pancreas development and growth; Targets and roles of transcriptional regulators								
Links	 Biomaterials Graph  ArrayExpress								
BCBC Release Date	August 22, 2010								
Citation	<i>unavailable</i>								
Synopsis	<div data-bbox="710 907 1093 1601" data-label="Complex-Block"> <table border="1"> <tr> <td>Study Description</td> <td>Goals</td> </tr> <tr> <td>Approaches</td> <td>Results</td> <td>Conclusions</td> </tr> <tr> <td colspan="3">Related Studies</td> </tr> </table> <p>This experiment used RNA-Seq technology to explore gene expression in mouse Ptf1a^{YFP/+} [het] FACS sorted cells at E11.5 (early pancreatic Multipotent Progenitor Cells) and E15.5 (nascent acinar cells) as well as in Ptf1a^{YFP/YFP} [null] at E11.5 (delayed early MPC). 376 selected genes identified as differentially expressed between early pancreatic MPC and nascent acinar cells or between early pancreatic and delayed early MPCs have then been examined by Taqman Low Density Arrays (TLDA) with Real Time RT-PCR for each 1-day time point from E10.5 to E15.5 in Ptf1a^{YFP/+} [het] and for E10.5 and E11.5 in Ptf1a^{YFP/YFP} [null]. Finally, 94 genes identified in the first phase of TLDA (including 2 endogenous control, Gapdh and 18S) were analyzed in a second TLDA phase for each 1-day time point from E10.5 to -E18.5 in Ptf1a^{YFP/+} [het] and for E11.5 in Ptf1a^{YFP/YFP} [null] with biological replicates (n>=3) for each time point.</p> </div>	Study Description	Goals	Approaches	Results	Conclusions	Related Studies		
Study Description	Goals								
Approaches	Results	Conclusions							
Related Studies									

Platform types	Expression RT-PCR, Expression
Platforms	<p>Show platform Applied Biosystems Custom (Magnuson) TaqMan Array 384</p> <p>Show platform Applied Biosystems Custom (Magnuson) TaqMan Array 96</p>
Study Design Type	<ul style="list-style-type: none"> development_or_differentiation_design genetic_modification_design time_series_design transcript_identification_design
Study Factors	Show study factors
Study Assays	Show study assays


Access to Study Data

To access the Study Data you must "Request this Resource" (below) and the supplier must fill

Access Status

 This resource is publicly viewable.

Request this Resource

 Request from a repository

Primary contributor: [BCBC Mouse / ES Cell Core](#)

Resource Tags

 Login to edit tags

 Read more about tags

Resource History & Actions

Approved on Aug 22, 2010
Last modified on Aug 02, 2011

 Login to edit or request an edit

Related resources**BCBC**

No matching resources

Other Consortia

No matching resources

Data courtesy of [dkCOIN](#). Only public resources are displayed.

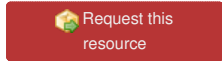
your Request. Then Beta Cell Genomics will contact you with details on how to access the data.

Gene List(s)

To access this study's gene list(s) you must "Request this Resource" (below) and the supplier must fill your Request.

Repositories

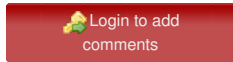
Magnuson Lab



Stock #: *Not provided*
Availability Notes: *Not provided*

Comments

There are no comments for this entry.



[Home](#) · [Your Account](#) · [News & Events](#) · [Resources](#) · [Policies & Guidelines](#) · [About Us](#) · [FAQ](#) · [Site Map](#)

© 2002-2015 Beta Cell Biology Consortium - All Rights Reserved. [Terms of usage and disclaimer.](#)

