

My Account

Login
Create Account

Resources

View All (813)

Adenoviruses (137)

Antibodies (175)

Bioimages (67)

Genomics Studies (145)

mESC Lines (68)

Mouse Strains (120)

Miscellaneous (46)

Protocols (55)

Research Data (4)

Resource Tags (389)

Visualization (9)

Research & Cores

Core Facilities (5)

Research Highlights (5)

Research Networks

Research Objectives

Information

About the BCBC

BCBC Events

Branding & Logos

Career Opportunities

Health

NIH hESC Registry

Policies & Guidelines

Member Publications

Research Programs



Research Investigators

Member Directory

Tutorials

Pancreatic beta cell identity is maintained by DNA methylation-mediated repression of Arx - Study GBCO4175

Genomics Study Specifications

Study Name	Pancreatic beta cell identity is maintained by DNA methylation-mediated repression of Arx
Contact Name	Senta Georgia (UCLA)
Publication	http://www.ncbi.nlm.nih.gov/pubmed/21497756
My Strategies	Return to My Strategies page
Classification	Tissue expression, surveys and comparisons
Links	 Biomaterials Graph  ArrayExpress
BCBC Release Date	July 29, 2011
Public Release Date	July 29, 2011
Citation	Dhawan S, Georgia S, Tschen SI, Fan G, Bhushan A. Pancreatic β cell identity is maintained by DNA methylation-mediated repression of Arx . <i>Dev Cell</i> . 2011. 20:419-29

Synopsis

Study Description	Goals	
Approaches	Results	Conclusions
Related Studies		
<p>Methylated DNA Immunoprecipitation (meDIP) was used to pull down regions of methylated genomic DNA from beta and alpha cell lines (MIN6 and alpha-TC1, respectively). Agilent promoter tiling array was used to look for regions of differential methylation around key endocrine cell fate determination genes.</p>		

Platform types	Epigenomic, DNA methylation ChIP-chip
Platforms	Not available
Study Design Type	<ul style="list-style-type: none"> cell_type_comparison_design
Study Factors	Show study factors
Study Assays	Show study assays

Access to Study Data

This Study Data is publicly available to all users.

Gene List(s)

There are no gene lists currently available for this study.

Genome Browser

Browse related tracks on the genome browser by clicking on the link(s) below:


[View tracks for this study in the region near the Arx gene](#) Differential DNA Methylation

Lists of Locations


Use the following form(s) to refine the parameters and add the list of genomic sequences corresponding to peak calls to a strategy. Depending on your choices, these searches may be slow.

[DNA Methylation in MIN6 Cells \(Log2 Ratio of IP to Input; meDIP\)](#)

Access Status

 This resource is publicly viewable.

Request this Resource


 Request from a repository

Primary contributor: [Bhushan Lab](#)

Resource Tags

Agilent Mouse Promoter Whole Genome ChIP-on chip Set 244K, Arx

 Login to edit tags

 Read more about tags

Resource History & Actions

Approved on Jul 29, 2011
Last modified on Jan 17, 2012

 Login to edit or request an edit

Related resources**BCBC**

No matching resources

Other Consortia

No matching resources

Data courtesy of [dkCOIN](#). Only public resources are displayed.

Retrieve:

Whole Genome

Peaks in a Region of Interest (specify below):

chr11


Enter a region (e.g., chr:start-stop) or enter just the chromosome (e.g., chr12 or chrX) to search for peaks on a single chromosome. Select the "Whole Genome" option or leave the text box blank to return all results from this analysis.

Find Locations

DNA Methylation in alpha-TC1 Cells (Log2 Ratio of IP to Input; meDip)

Repositories

Bhushan Lab


 Request this resource

Stock #: *Not provided*

Availability Notes: *Not provided*

Comments

There are no comments for this entry.

 Login to add comments

[Home](#) · [Your Account](#) · [News & Events](#) · [Resources](#) · [Policies & Guidelines](#) · [About Us](#) · [FAQ](#) · [Site Map](#)

© 2002-2015 Beta Cell Biology Consortium - All Rights Reserved. [Terms of usage and disclaimer.](#)

