

My Account

Login
Create Account

Resources

View All (813)
Adenoviruses (137)
Antibodies (175)
Bioimages (67)
Genomics Studies (145)
mESC Lines (68)
Mouse Strains (120)
Miscellaneous (46)
Protocols (55)
Research Data (4)
Resource Tags (389)
Visualization (9)

Research & Cores

Core Facilities (5)
Research Highlights (5)
Research Networks
Research Objectives

Information

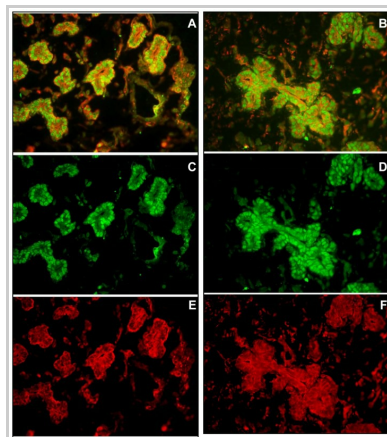
About the BCBC
BCBC Events
Branding & Logos
Career Opportunities
Health
NIH hESC Registry
Policies & Guidelines
Member Publications
Research Programs
Research Investigators
Member Directory
Tutorials

Polyclonal Human Ngn3 raised in Sheep - Antibody RES4129**Antibody Information**

Antibody ID:	AB3174
Antigen:	Ngn3 (NCBI Gene ID: 11925)
Type:	Polyclonal
Isotype:	Not Applicable
Immunogen Source:	Peptide
Raised In:	Sheep
Peptide:	Ngn3 (Met1-Leu214)
Source of Antigen:	Human
Cross Reacts With:	Human
Affinity Purified:	Affinity Purified
Purity Details:	<i>Not provided</i>
Positive Control:	human placenta, human prostate
Notes:	<i>Not provided</i>

Applications and Uses

Application	Concentration	Storage Buffer	Protocols and Description
<i>None provided</i>			

Associated Images**Image 1****Description:**

CXCR4 and Ngn3 are co-expressed in the branching epithelia of 11-week gestational human fetal pancreas.

Photomicrographs (20X) of two representative areas depict Ngn3 (green) in nuclei and CXCR4 (red) in membranes. The composite images (A, B) are resolved into their green (C, D) and red (E, F) channels for optimal visualization.

Reference:
22618776

Repositories**R&D Systems**


 Request via www.rndsystems.com website

Stock #: AF3444
Availability Notes: *Not provided*


Contact Information**Preferred Contact**

Name	Ole Madsen
Institution	Hagedorn Research Institute
Phone	+45 4443 9197

Access Status

 This resource is publicly viewable.

Request this Resource


 Request from a repository

Primary contributor: [Antibody Core \(Retired\)](#)
Co-contributed by:
• [Antibody Core \(USA\)](#)

Resource Tags

antibody, Human, Ngn3, Polyclonal

 Login to edit tags

 Read more about tags

Resource History & Actions

Approved on
Last modified on Sep 27, 2011

 Login to edit or request an edit

Related resources**BCBC**

No matching resources

Other Consortia

No matching resources

Data courtesy of [dkCOIN](#). Only public resources are displayed.


Email odm@hagedorn.dk

Associated Publications

Publication	Citation
22761699	Kayali AG, Lopez AD, Hao E, Hinton A, Hayek A, King CC The SDF-1α/CXCR4 axis is required for proliferation and maturation of human fetal pancreatic endocrine progenitor cells. (2012) <i>PLoS One</i> 7: e38721 (Added May 07, 2013)

Comments

There are no comments for this entry.

 Login to add comments

[Home](#) · [Your Account](#) · [News & Events](#) · [Resources](#) · [Policies & Guidelines](#) · [About Us](#) · [FAQ](#) · [Site Map](#)

© 2002-2015 Beta Cell Biology Consortium - All Rights Reserved. [Terms of usage and disclaimer.](#)

