

My Account

Login
Create Account

Resources

View All (813)
Adenoviruses (137)
Antibodies (175)
Bioimages (67)
Genomics Studies (145)
mESC Lines (68)
Mouse Strains (120)
Miscellaneous (46)
Protocols (55)
Research Data (4)
Resource Tags (389)
Visualization (9)



Research & Cores

Core Facilities (5)
Research Highlights (5)
Research Networks
Research Objectives

Information

About the BCBC
BCBC Events
Branding & Logos
Career Opportunities
Health
NIH hESC Registry
Policies & Guidelines
Member Publications
Research Programs
Research Investigators
Member Directory
Tutorials

Epigenetics of human pancreatic cells - Study GBCO4395**Genomics Study Specifications**

Study Name	Epigenetics of human pancreatic cells
Contact Name	Klaus Kaestner (University of Pennsylvania)
Publication	http://www.ncbi.nlm.nih.gov/pubmed/23434589
My Strategies	Return to My Strategies page
Classification	Tissue expression, surveys and comparisons
Links	 Biomaterials Graph  GEO
BCBC Release Date	March 29, 2012
Public Release Date	February 12, 2013
Citation	Bramswig NC, Everett LJ, Schug J, Dorrell C, Liu C, Luo Y, Streeter PR, Naji A, Grompe M, Kaestner KH. Epigenomic plasticity enables human pancreatic α to β cell reprogramming . J Clin Invest. 2013. 123:1275-84

Synopsis

Study Description	Goals	
Approaches	Results	Conclusions
Related Studies		
<p>RNA-seq and ChIP-Seq profiling (H3K4me3 and H3K27me3) of sorted human pancreatic α, β, and exocrine cells</p>		

Platform types	Expression RNA-Seq, Histone modification ChIP-Seq, Epigenomic, Expression
Platforms	<i>Not available</i>
Study Design Type	<ul style="list-style-type: none"> cell_type_comparison_design is_expressed_design
Study Factors	Show study factors
Study Assays	Show study assays

Access to Study Data

This Study Data is publicly available to all users.

Gene List(s)

Browse related gene lists by clicking on the link(s) below:


Alpha cell Gene Signature	Browse alpha-specific genes related to figure 2B (genes with stronger cell-type specificity in column A from Table S2).
Beta cell Gene Signature	Browse beta-specific genes related to figure 2B (genes with stronger cell-type specificity in column D from Table S2).
Exocrine cell Gene Signature	Browse exocrine-specific genes related to figure 2B (genes with stronger cell-type specificity in column G from Table S2).

Genome Browser


Browse related tracks on the genome browser by clicking on the link(s) below:

View tracks for human alpha cells in the region around the ARX gene	RNA-Seq Expression Coverage; H3K4me3, H3K27me3, and Input Coverage
View tracks for human beta cells in the region around the INS gene	RNA-Seq Expression Coverage; H3K4me3, H3K27me3, and Input Coverage
View tracks for human exocrine cells in the	RNA-Seq Expression Coverage; H3K4me3,

Access Status

 This resource is publicly viewable.

Request this Resource

 Request from a repository

Primary contributor: [Kaestner Lab](#)

Resource Tags

 Login to edit tags

 Read more about tags

Resource History & Actions

Approved on Mar 29, 2012
Last modified on Feb 26, 2013

 Login to edit or request an edit

Related resources**BCBC**

No matching resources

Other Consortia

No matching resources

Data courtesy of [dkCOIN](#). Only public resources are displayed.

[region around the SOX9 gene](#)


H3K27me3, and Input Coverage

Lists of Locations

There are no genomic location datasets currently available for this study.


Repositories

Stoeckert Lab

 Request this resource

Stock #: *Not provided*
Availability Notes: *Not provided*


Kaestner Lab

 Request this resource

Stock #: *Not provided*
Availability Notes: *Not provided*

Comments

There are no comments for this entry.

 Login to add comments

[Home](#) · [Your Account](#) · [News & Events](#) · [Resources](#) · [Policies & Guidelines](#) · [About Us](#) · [FAQ](#) · [Site Map](#)

© 2002-2015 Beta Cell Biology Consortium - All Rights Reserved. [Terms of usage and disclaimer.](#)

