

**My Account**

Login  
Create Account

**Resources**

View All (813)

Adenoviruses (137)

Antibodies (175)

Bioimages (67)

Genomics Studies (145)

mESC Lines (68)

Mouse Strains (120)

Miscellaneous (46)

Protocols (55)

Research Data (4)

Resource Tags (389)

Visualization (9)

**Research & Cores**

Core Facilities (5)

Research Highlights (5)

Research Networks

Research Objectives

**Information**

About the BCBC

BCBC Events

Branding & Logos

Career Opportunities

Health

NIH hESC Registry

Policies & Guidelines

Member Publications

Research Programs



Research Investigators

Member Directory

Tutorials

## RNA-seq of Ins<sup>+</sup> cells in human differentiation protocol across lines and isolated from human islets - Study GBCO4764

**Genomics Study Specifications**

<b>Study Name</b>	RNA-seq of Ins <sup>+</sup> cells in human differentiation protocol across lines and isolated from human islets
<b>Contact Name</b>	<a href="#">David Gifford</a> (MIT)
<b>Publication</b>	<a href="http://www.ncbi.nlm.nih.gov/pubmed/24594682">http://www.ncbi.nlm.nih.gov/pubmed/24594682</a>
<b>My Strategies</b>	<a href="#">Return to My Strategies page</a>
<b>Classification</b>	Differentiation of insulin-producing cells; Cell differentiation; Tissue expression, surveys and comparisons
<b>Links</b>	 <a href="#">Biomaterials Graph</a>  <a href="#">ArrayExpress</a>
<b>BCBC Release Date</b>	April 01, 2014
<b>Citation</b>	Hrvatn S, Deng F, O'Donnell CW, Gifford DK, Melton DA. <a href="#">MARIS: method for analyzing RNA following intracellular sorting</a> . PLoS One. 2014. 9:e89459

**Synopsis**

<b>Study Description</b>	Goals	
Approaches	Results	Conclusions
Related Studies		

The aim of this experiment was to observe the transcriptional profile of Ins<sup>+</sup> cells in human cadaveric islets and at the terminal stage of our in vitro beta-cell differentiation protocol across both the Hues8 and H1 cell lines. One polyhormonal sample (Ins<sup>+</sup>/Gcg<sup>+</sup>) was also sorted for additional comparison.

<b>Platform types</b>	Expression RNA-Seq, Expression
<b>Platforms</b>	<i>Not available</i>
<b>Study Design Type</b>	<ul style="list-style-type: none"> <li>cell_type_comparison_design</li> </ul>
<b>Study Factors</b>	<a href="#">Show study factors</a>
<b>Study Assays</b>	<a href="#">Show study assays</a>

**Access to Study Data**

To access the Study Data you must "Request this Resource" (below) and the supplier must fill your Request. Then Beta Cell Genomics will contact you with details on how to access the data.


**Gene List(s)**

To access this study's gene list(s) you must "Request this Resource" (below) and the supplier must fill your Request.


**Repositories**

<b>Melton Lab</b>	<a href="#">Request this resource</a>	<b>Stock #:</b> <i>Not provided</i> <b>Availability Notes:</b> <i>Not provided</i>
<b>Stoekert Lab</b>		<b>Stock #:</b> <i>Not provided</i>

**Access Status**

 This resource is publicly viewable.


**Request this Resource**

 Request from a repository

Primary contributor: [Melton Lab](#)

**Resource Tags**

 Login to edit tags

 [Read more about tags](#)

**Resource History & Actions**

Approved on Apr 01, 2014  
Last modified on Apr 15, 2014

 Login to edit or request an edit


**Related resources****BCBC**

*No matching resources*

**Other Consortia**

*No matching resources*


Data courtesy of [dkCOIN](#). Only public resources are displayed.

 Request this resource

**Availability Notes:** *Not provided*

## Comments

*There are no comments for this entry.*

 Login to add comments

[Home](#) · [Your Account](#) · [News & Events](#) · [Resources](#) · [Policies & Guidelines](#) · [About Us](#) · [FAQ](#) · [Site Map](#)

© 2002-2015 Beta Cell Biology Consortium - All Rights Reserved. [Terms of usage and disclaimer.](#)

