

**My Account**

Login  
Create Account

**Resources**

View All (813)

Adenoviruses (137)

Antibodies (175)

Bioimages (67)

Genomics Studies (145)

mESC Lines (68)

Mouse Strains (120)

Miscellaneous (46)

Protocols (55)

Research Data (4)

Resource Tags (389)

Visualization (9)

**Research & Cores**

Core Facilities (5)

Research Highlights (5)

Research Networks

Research Objectives

**Information**

About the BCBC

BCBC Events

Branding & Logos

Career Opportunities

Health

NIH hESC Registry

Policies & Guidelines

Member Publications

Research Programs



Research Investigators

Member Directory

Tutorials

## DNase-seq profile of human islet and in vitro differentiation-derived Pdx1+ cells - Study GBCO4765

**Genomics Study Specifications**

<b>Study Name</b>	DNase-seq profile of human islet and in vitro differentiation-derived Pdx1+ cells
<b>Contact Name</b>	<a href="#">David Gifford</a> (MIT)
<b>Publication</b>	Not provided
<b>My Strategies</b>	<a href="#">Return to My Strategies page</a>
<b>Classification</b>	Cell differentiation; Tissue expression, surveys and comparisons; Differentiation of insulin-producing cells
<b>Links</b>	 <a href="#">Biomaterials Graph</a>  <a href="#">ArrayExpress</a>
<b>BCBC Release Date</b>	April 01, 2014
<b>Citation</b>	<i>unavailable</i>
<b>Synopsis</b>	<div style="border: 1px solid #ccc; padding: 5px;"> <div style="display: flex; justify-content: space-between;"> <div style="background-color: #e91e63; color: white; padding: 2px 5px; border-radius: 3px;">Study Description</div> <div style="padding: 2px 5px;">Goals</div> </div> <div style="display: flex; justify-content: space-between; margin-top: 5px;"> <div style="padding: 2px 5px;">Approaches</div> <div style="padding: 2px 5px;">Results</div> <div style="padding: 2px 5px;">Conclusions</div> </div> <div style="margin-top: 5px; padding: 2px 5px;">Related Studies</div> </div> <p>The aim of this experiment was to profile the DNase-I accessibility landscape of human islets and stage 3 cells within our human in vitro beta-cell differentiation protocol.</p>
<b>Platform types</b>	Open chromatin DNase-Seq
<b>Platforms</b>	<i>Not available</i>
<b>Study Design Type</b>	<ul style="list-style-type: none"> <li>cell_type_comparison_design</li> </ul>
<b>Study Factors</b>	<a href="#">Show study factors</a>
<b>Study Assays</b>	<a href="#">Show study assays</a>

**Access to Study Data**

To access the Study Data you must "Request this Resource" (below) and the supplier must fill your Request. Then Beta Cell Genomics will contact you with details on how to access the data.


**Gene List(s)**

To access this study's gene list(s) you must "Request this Resource" (below) and the supplier must fill your Request.


**Repositories**

<b>Melton Lab</b>	<a href="#">Request this resource</a>	<b>Stock #:</b> <i>Not provided</i> <b>Availability Notes:</b> <i>Not provided</i>
<b>Stoekert Lab</b>	<a href="#">Request this resource</a>	<b>Stock #:</b> <i>Not provided</i> <b>Availability Notes:</b> <i>Not provided</i>

**Comments****Access Status**

 This resource is publicly viewable.


**Request this Resource**

 Request from a repository

Primary contributor: [Melton Lab](#)


**Resource Tags**

 Login to edit tags

 [Read more about tags](#)

**Resource History & Actions**

Approved on Apr 01, 2014  
Last modified on Apr 15, 2014

 Login to edit or request an edit

**Related resources****BCBC**


*No matching resources*

**Other Consortia**

*No matching resources*

Data courtesy of [dkCOIN](#). Only public resources are displayed.

There are no comments for this entry.

 [Login to add comments](#)

[Home](#) · [Your Account](#) · [News & Events](#) · [Resources](#) · [Policies & Guidelines](#) · [About Us](#) · [FAQ](#) · [Site Map](#)

© 2002-2015 Beta Cell Biology Consortium - All Rights Reserved. [Terms of usage and disclaimer](#).

